

Teardrops

by



modern classics

It sleeps two persons and is light enough
to leave the paving and take to the byways.

the T@B family

One look at T@B teardrops and you will understand why so many people have fallen in love again with RVing. The retro teardrop design of yesterday meets today's technology.

Incorporating the latest lightweight construction methods with modern features, T@B, T@DA and T@G teardrops' revolutionary design has created an entirely new class of recreational vehicles in America.

Explore these pages to find the teardrop that is right for you!

contents

Teardrop	Page
T@G	3
T@B	4-5
T@DA	6-7
Features	8

T@B Teardrops - as individual as you!

DECEMBER, 1936

ball and socket hitch can be obtained from a mail order house for \$1.00. Listed. The to the tongue. The attached fastening threaded steel eye, which in turn is bolted through a hole drilled in the rear bumper. If the



T@G all grown up



T@B - the original teardrop



T@DA - all grown up



Open it up and here's what you find. Maker claims you can put trailer together in your own back yard in 15 minutes, using common tools. (Yes, we're serious.)

Traveling Bedroom

the tag-along take anywhere teardrop

Introducing T@G - a modern twist on a classic.

Teardrop trailers have a rich heritage in North America. They started the modern RV industry. But as tow vehicles got larger, so did RV's.

Times are different now. It's time to return to our roots... it's time for T@G.

Whether you are looking for a quick get-away trailer, a weekend camper or a unique stand-out product, T@G is the perfect teardrop for you! Easy to tow, lightweight and easy to use and enjoy, T@G is the ideal take anywhere trailer.

Weights & Dimensions

	T@G
Unloaded Vehicle Weight	793
Net Cargo Capacity	707
Hitch Weight	131
Exterior Length	11' 10"
Exterior Width	6'
Exterior Height	5' 9"
Interior Height	3' 6"

*See page 5 for vehicle loading information



T@G along for sleeping



T@G along for storage



Full width below bed storage

- T-26 Collapsible Trailer (14'x6'x10') \$1.50
- T-27 "Wander" Cabin Trailer (12'x6'x5'x7') 1.00
- T-28 "Cruisemite" Steel Frame Trailer (6'3"x12'x7') 1.50
- T-30 "Tourabout" Wood Frame Trailer



T@B T1 front



T@B T1 back



Mellow Yellow trim & optional Sail graphics



White trim & optional Red Alufiber



T@B Clam Shell rear galley

the RV with personality

T@B - the stand-up teardrop.

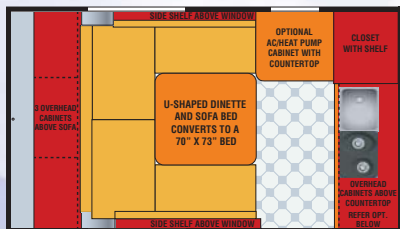
Introduced to North America in 2003, T@B has quickly become one of the most popular trailers on the market today. With a 5'9" interior height, T@B's stand-up design includes a fully functional kitchen with a range and sink. It's also available with a refrigerator, LP furnace and an air conditioner with a heat pump.

But, it's not just T@B's unique shape and terrific interiors that people love; it's also the technology that makes it one of the lightest trailers in the industry - starting at only 1520 pounds!

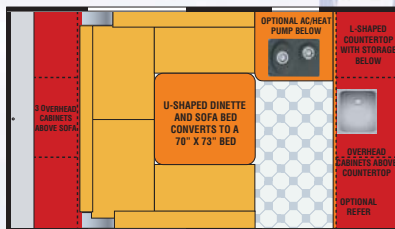
Fun and adventure has never been so simple.



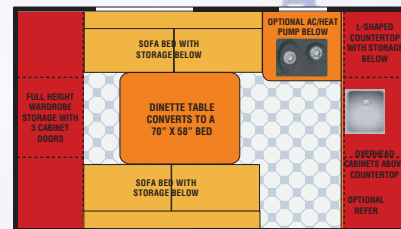
T@B Floorplans



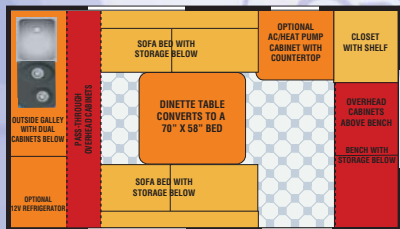
T1 "U-Shaped"
The Original



TQ "Queen Bed"
Large gallery



TL "L-Shaped"
Large gallery & lots of storage



TCS "Clam Shell"

The T@B Clam Shell model has a slightly different body than other T@B floorplans. As a result, a few options and standard features are different than the other models. Below is a list of product differences:

1. The colored body trim on TCS is only available around the windows and wheel wells.
2. TCS includes two grab handles on the front of the unit only.
3. A 12 Volt refrigerator is available as an option on the TCS. The three way 12V/110V/LP refrigerator is not available. An extra storage cabinet will be placed in the rear kitchen if the 12V refrigerator option is not chosen.
4. A LP bottle cover is not available on the Clam Shell.

Weights & Dimensions

	T1	TL	TQ	TCS
Unloaded Vehicle Weight	1585	1615	1615	1520
Net Cargo Capacity	354	324	324	419
Hitch Weight	110	145	145	154
Exterior Length	15' 6"	15' 6"	15' 6"	15' 6"
Exterior Width	6' 7"	6' 7"	6' 7"	6' 7"
Exterior Height	7' 9"	7' 9"	7' 9"	7' 9"
Interior Length	10' 3"	10' 3"	10' 3"	10' 3"
Interior Height	5' 9"	5' 9"	5' 9"	5' 9"
Fresh Water Capacity (gal)	5	5	5	5
LP Capacity (lbs)	20	20	20	20

Vehicle loading - Every effort has been made to provide the greatest number of options for the recreational vehicle owner. Along with these choices comes the responsibility to manage the loads that are imposed by the choices that they remain within the manufacturer's specified chassis weight limits. Do not overload the recreational vehicle. Dry weights based on standard features - Some optional equipment not included. Net carrying capacity (NCC) is determined by subtracting unloaded vehicle weight (UVW) from gross vehicle weight rating (GVWR) and includes fluids, options and cargo. Liquid capacities and weights are approximations only. This information is intended as a guide only. Weights of individual vehicles may vary. Consult your owner's manual for complete loading, weighting and towing instructions.

Product information, specifications, and photography in this brochure were as accurate as possible at time of printing. Photographs may contain some features that are optional on your vehicle. Since we continually strive to improve our products, actual products may differ. Prices and specifications are subject to change without notice. All capacities are approximate and dimensions are nominal. Some features shown are optional and may be different or unavailable in Canada. All logos and brand names shown in this brochure are registered trademarks of Dutchmen Mfg. Inc.



excitement at every curve

T@DA - the "XL" teardrop.

T@DA, for the person who wants it all and still wants to stand out from the crowd. All of the great features of T@B - plus a bathroom.

T@DA's innovative floorplans maximize living and storage space without sacrificing weight. Base weights start at only 2073 pounds.

T@DA includes a fully functional kitchen with a refrigerator, sink and stove. Options include a microwave, air conditioner, LP heater and hot water Hydro Package with a shower.

So are you ready to express yourself?



T@DA TXL front



T@DA TXL back



Weights & Dimensions

	TXL	TL
Unloaded Vehicle Weight	2121	2073
Net Cargo Capacity	1179	1227
Hitch Weight	144	153
Exterior Length	18' 5"	18' 5"
Exterior Width	6' 7"	6' 7"
Exterior Height	7' 11"	7' 11"
Interior Height	5' 9"	5' 9"
Fresh Water Capacity (gal)	22	22
Grey Water Capacity (gal)	prepped for tote-along tank	prepped for tote-along tank
Black Water Tank (gal)	5 Gal. cassette	5 Gal. cassette
LP Capacity (lbs)	20	20

*See page 5 for vehicle loading information

T@DA Exclusive Features

Standard Bathroom Features on T@DA

- Wet bath with integrated toilet
- 5 Gallon cassette tank for toilet (external access)
- ABS-lined walls and ceiling
- ABS-molded floor with drain
- Prepped for optional shower:
 - Plumbing for a 22 gallon tote-along portable sewer tank (not included)
 - Portable tank Barker #11104 recommended - available through dealer

Optional Hydro Package

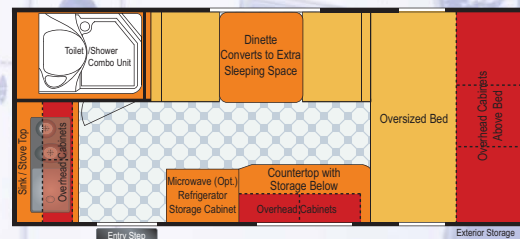
- 6 Gallon gas/electric DSI water heater
- Hot & cold water sink faucet
- Shower head
- Shower curtain



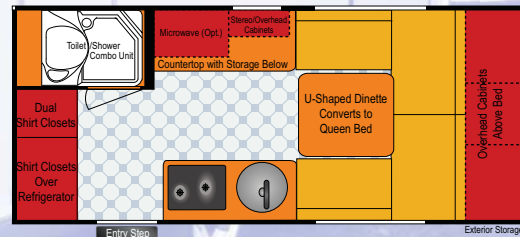
T@DA TXL kitchen



T@DA Floorplans



TXL
Oversized bed & dinette



TXL-FD
Queen bed

	T@G	T@B	T@B	T@B	T@B	T@DA	T@DA
Standard Exterior Features	T1	TQ	TL	TCS*	TXL	TXL-FD	
White Alufiber® exterior skin color	STD	STD	STD	STD	STD	STD	STD
Your choice of exterior trim colors	STD	STD	STD	STD	STD*	STD	STD
Fully laminated body with foam block insulation	STD	STD	STD	STD	STD	STD	STD
Micro-lite frame	STD	STD	STD	STD	STD	STD	STD
Rubber torsion, independent suspension axles	STD	STD	STD	STD	STD	STD	STD
7-way plug/5,000# safety chains	STD	STD	STD	STD	STD	STD	STD
Four corner stabilizer jacks	STD	STD	STD	STD	STD	STD	STD
Four grab handles with custom taillights	STD	STD	STD	STD	2-STD*	STD	STD
Aluminum rims	STD	OPT	OPT	OPT	OPT	STD	STD
Spare tire	OPT	STD	STD	STD	STD	OPT	OPT
Exterior patio light & 110V receptacle	STD	STD	STD	STD	STD	STD	STD
20 Pound LP bottle with ABS bottle cover	NA	STD	STD	STD	STD/NA*	STD	STD
30 Amp detachable power cord	STD	STD	STD	STD	STD	STD	STD
22 Gallon fresh water tank & city water hook up	NA	NA	NA	NA	NA	STD	STD
Surge trailer brakes	NA	STD	STD	STD	STD	NA	NA
12V electric brakes	NA	NA	NA	NA	NA	STD	STD
Entry step	NA	NA	NA	NA	NA	STD	STD
Standard Interior Features	T1	TQ	TL	TCS*	TXL	TXL-FD	
Hardwood framed cabinet doors	STD	STD	STD	STD	STD	STD	STD
Poly Plastic windows with roll-away screens/shades	NA	STD	STD	STD	STD	STD	STD
Roof vent	STD	STD	STD	STD	STD	STD	STD
Premium vinyl flooring	NA	STD	STD	STD	STD	STD	STD
12V water pump (NA with CSA)	NA	STD	STD	STD	STD	STD	STD
12V light fixtures	STD	STD	STD	STD	STD	STD	STD
SMEV Sink & stove top	NA	STD	STD	STD	STD	STD	STD
Norcold® compressor refrigerator – 12V only	NA	OPT	OPT	OPT	OPT*	STD	STD
110V A/C to 12V D/C power converter with battery charger	25 amp	25 amp	25 amp	25 amp	25 amp	55 amp	55 amp
Front window (NA with three way refrigerator option)	NA	NA	OPT	OPT	STD	STD	STD
Optional Features	T1	TQ	TL	TCS*	TXL	TXL-FD	
Your choice of Alufiber® exterior skin colors	OPT	OPT	OPT	OPT	OPT	OPT	OPT
Your choice of decal packages on Alufiber® skin	NA	OPT	OPT	OPT	OPT	OPT	OPT
Norcold® three way absorption refrigerator with 110V A/C, 12V D/C and LP powered	NA	OPT	OPT	OPT	NA	NA	OPT
Second 12V refrigerator	NA	NA	NA	NA	NA	OPT	OPT
LP furnace	NA	OPT	OPT	OPT	OPT	OPT	OPT
Cool Cat® air conditioner with heat pump	NA	OPT	OPT	OPT	OPT	OPT	OPT
Northern Breeze® power roof vent	OPT	OPT	OPT	OPT	OPT	OPT	OPT
Port-a-potty (stores in cabinet)	NA	OPT	OPT	OPT	OPT	NA	NA
Microwave	NA	NA	NA	NA	NA	OPT	OPT
Awning with storage bag	NA	OPT	OPT	OPT	OPT	NA	NA
AM/FM/CD stereo with two speakers	OPT	OPT	OPT	OPT	OPT	OPT	OPT
Space saver TV/DVD combo	OPT	OPT	OPT	OPT	OPT	OPT	OPT
Screen room with storage bag	NA	OPT	OPT	OPT	NA	OPT	OPT
Bike rack	NA	OPT	OPT	OPT	NA	OPT	OPT
Storage cover	NA	OPT	OPT	OPT	OPT	OPT	OPT
Screen door	NA	OPT	OPT	OPT	OPT	OPT	OPT

*See page 5 for more information on T@B Clam Shell

express yourself

Exterior Sidewall
Alufiber® Colors

Exterior Trim
Colors



Optional Decal Packages

- Your Choice of Alufiber Body Color
- Your Choice of Trim Color (Available on all T@B and T@DA models; not available on T@G)



Tie-Dye
Recommended Trim: Orange Krush, Mellow Yellow, Cherry Red



Wave
Recommended Trim: Jolt Grey, White



Sail
Recommended Trim: Jolt Grey, Mellow Yellow, Orange Krush



Fireball
Recommended Trim: Cherry Red, Jolt Grey

Your Local Dealer

One Year Limited Warranty - See owners manual for details

Dutchmen Manufacturing, Inc.
A division of Thor Industries

2164 Caragana Court
Goshen, IN 46526
Ph. 574-534-1224
Fax: 574-975-0126

rev1Tfam11.08
©2008 Thor Industries, Inc.

HONEYMOON HOUSE TRAILER

BY HI SIBLEY
Built With Dimes, Total Cost \$0