

Sigmarion III information page for English users

quite possibly the replacement for the Jornada 720 and 728



Latest news:

Installing a Buffalo WIFI card (see below)

Stan has put a database online for us at <http://groups.yahoo.com/group/handheldPCs/database> Thanks Stan. See picture below..., also got my Ambicom WIFI card working this morning. Wanna know the secret? See below... Just because a check box is grayed out, doesn't make it inactive!!! You actually have to turn the check box off to make it inactive. I had "A key is automatically offered" checked on, even though it was grayed out.

Converting Internet Explorer to English,

Added largest default font information, added another way to install Textmaker.

Warning... NYDITOT locks up the S3 when using the power button. For now we are pulling the files. If you already have it, don't use it. You'll have to soft reset it for sure, and possible even have to hard reset it.

MobiPocket Reader also works... see details below...

I edited the NYDITOT file today and tried it again. This time it worked! And while it's true that I can not set the screen resolution lower than 800x480, there is a zoom feature in NYDITOT that can enlarge the screen for me. I set the zoom to 150% and lo and behold, I get icons that are 1/4" wide!!! :-) That's about the same size as the icons on the Jornada 728. So now tri-focal users have a reason to like the Sigmarion III also! See pictures just under the latest news!

Henri has updated his web site and moved it to a new server. Check it out here...

<http://www.yetanotherhomepage.com/j7xx/>

Added mini-stumbler or how to get PPC programs to run. I believe this came from the CE Windows Fan Forum, translated from Japanese, so added that link as well. Thanks Steve Hulland. Added list of tools in <http://homepage2.nifty.com/qta/cesoft.htm>, thanks Yoshieh.

Added a translated memory screen from Yoshieh! Added Henri's website to the links.

Added the screens from Yoshieh, translated in english... What do you think? Are they helpful? Do we want more screens translated? Added Advanced Backlight screen from Bo.

The Ambicom WL1100C-CF Wifi driver installs directly onto the Sigmarion thru activesync. You'll download the one for PPC2003 net.ce here [WL1100C-CF_CE_NET.zip](#)

Yoshieh Takeo has offered to translate some Sigmarion screens for us. I have sent the backup screens and the wifi screens to him. I'll post the results here. So stay tuned! :-) Any other screens troubling you guys? Let me know which ones!!! Mike...

Fixed the broken link to Pocket-On-Schedule. Tired of your backlight turning off after 15 seconds? Look at the screenshots from Bo's nexio. It looks like they compare directly to ours. :-), Also added email from Dynamism re converting our Sigmarion's to English. Added tutorial to modify CAB files for the Sigmarion. Cash Organizer from Inesoft works also.

Put two more files from rgisoni on this page. Thanks rgisoni.

Keep an eye on your memory. If you use up all your memory for programs, you'll lock your S3 up tight! :-(

This morning I reloaded some basic applications, and then downloaded, modified and successfully installed Pocket On-Schedule. Added basic installation sequence.

Listpro works, PocketController works. I'm going to have to start splitting this page up, it's getting too big! Also added a few Nexio Screen shots that we can compare to the Sigmarion III.

Total Commander CAB file added, Bo's link added, adobe reader added, punzip added, Softmaker Textmaker verified, PTAB spreadsheet works.

End of latest news...>

Installing a Buffalo WL1-CF-S11G card on your S3 (Thanks Stan)

1) [Download this driver](#) to your desktop. Right click on the CAB file and set the permissions to "read

only".

2) Copy this file to your compact flash card. Insert CF card into your S3 and double click the CAB file in "My Computer".

3) There might be a dialog box coming up asking for ok to install in the default folder in your device. Click ok to proceed.

4) Plug in your Buffalo WIFI card into S3. There should be a window coming up. You need to enter [WLANNDS]. Then your Buffalo card should start connecting. No other setting is required.

Stan has added a database to <http://groups.yahoo.com/handheldpcs> Thanks Stan

handheldPCs · Handheld PC's

Database

[Add Table](#)

Table Name	Table Author	Description
First use tips & Wallpapers for CE.Net 4.x devices	stanip	First use tips and wallpapers
Accessories for CE.Net 4.x devices	stanip	Accessories and drivers
Communication SWs for CE .Net 4.x	stanip	Chat, Email, Fax, Ftp, News, F Remote, Sync
Data/Editors SWs for CE.Net 4.x	stanip	Database, Data, Note, Pim, He Registry, Text
Games & Leisure SWs for CE.Net 4.x	stanip	Arcade, Card, Emulator, Mind,
Graphic & Multimedia SWs for CE.Net 4.x	stanip	Color, Drawing, ScreenCapture ScreenSaver, Viewer, Movies,
Misc SWs for CE.Net 4.x	stanip	Clock, Converter, Dos, Finance Storage
Office SWs for CE.Net 4.x	stanip	Calculator, Handwriting, Preser Spellcheckers, Spreadsheet
Programming SWs for CE.Net 4.x	stanip	ActiveX, Languages, Libraries, Misc, Runtime, SDK,
Utilities SWs for CE.Net 4.x	stanip	Archive, Backup, Files, Keybo Memory, Misc, Print, Security

Home

Messages

Pending

Post

Chat

Files

Photos

Links

Database

Polls

Members

Pending

Calendar

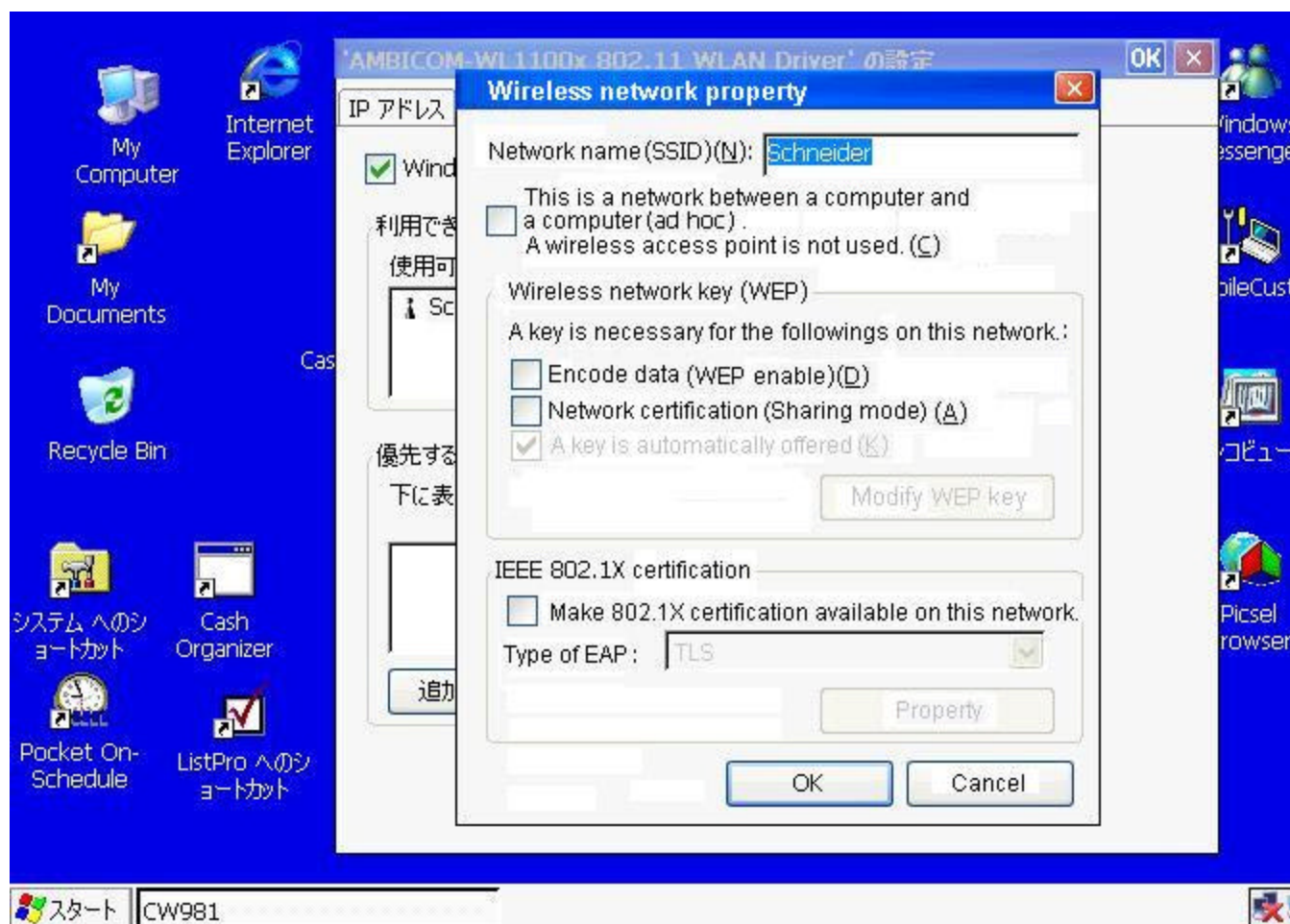
Promote

Invite

Management

Just because a check box is grayed out, doesn't make it inactive!!!

You actually have to turn the check box off to make it inactive. I had "A key is automatically offered" checked on, even though it was grayed out, as in this picture... The fix, was to check on the "This is a network between a computer and a computer (ad hoc)", uncheck the "key" box, and then uncheck the "ad hoc" button again. Who woulda thunk???



Converting Internet Explorer into English:

Re IE5.5 language selection, it is under (V) on the IE menu, then > select (D) for language selection and then select the top one > (=automatic selection) or the 2nd one which I guess is Window > English

How to set the largest default font (thanks Stan):

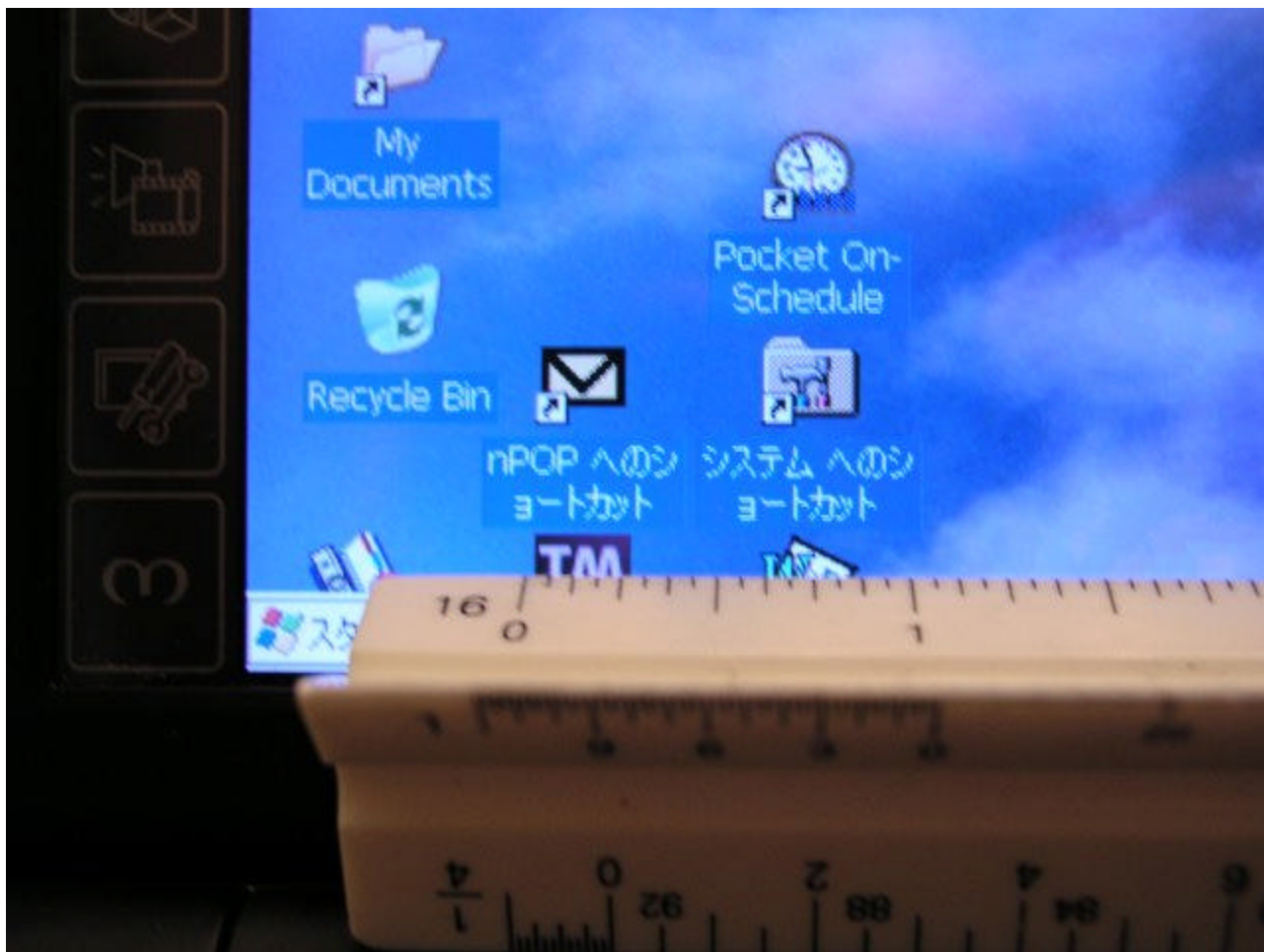
In the S3 control panel, there is an icon with a big RED Jap letter for icon/system-font size change. You can try select (A) which gives you the largest size for both. The S3 default setting is (S) which is small.

NYDITOT:

Warning... NYDITOT locks up the S3 when using the power button. For now we are pulling the files. If you already have it, don't use it. You'll have to soft reset it for sure, and possible even have to hard reset it.

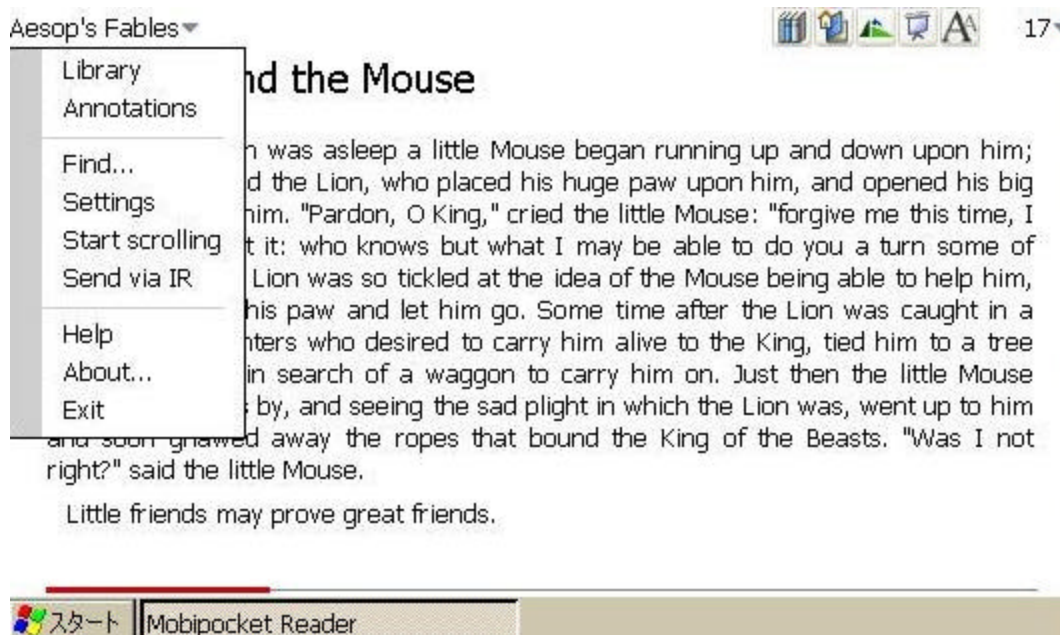
Here are two pictures that illustrate NYDITOT in action. Now even farsighted people can use the Sigmarion III!





Mobipocket Reader also works after the 11 0a modification...

Here's the demo [CAB file, zipped up](#) 2.2 megs. To use it, unzip it on your desktop PC, copy the entire folder to a flashcard, and on your S3, doubleclick the CAB file.



Company web site:

<http://www.nttdocomo.co.jp/info/products/sigmarion3/application/index.html#customize>

A nice collection of photos of the Sigmarion that can be clicked to see a larger version:

<http://pc.watch.impress.co.jp/docs/2003/0422/docomo.htm>

<http://ascii24.com/news/i/hard/article/2003/04/22/643219-000.html>

<http://www.palmoslove.com/work/feature/news200305292.html>

Review in English! English at last! :-)

[Review](#)

[Specs in English](#)

News release:

<http://www.mobiletechnews.com/info/2003/05/20/110351.html>

Buy one here:

<http://www.dynamism.com/sig3/main.shtml>

or here: <http://conics.net/shp/pda/sigmarion3>

HandheldPCs group to discuss Sigmarion III stuff:

There has been some discussion on the Sigmarion III here...

<http://groups.yahoo.com/group/handheldPCs/>

This is my basic installation sequence

Rename a few desktop icons

Install Pocket Controller

Install Tascal Regedit

Remove Japanese keyboard layout

Rename compact flash in registry HKEY_LOCAL_MACHINE\System\Storage Manager\Profiles\PCMCIA

Copy control.exe, connmc.exe & rdial.exe into windows directory

Install nPOP (installed on the CF, no problem)

Install Adobe Reader (installed on the CF, no problem)

Install Ptab (installed on the CF, no problem)

Install Pocket On-Schedule (installed on the CF, no problem)

Install Textmaker (Main Memory)

Install Listpro (Main Memory)

To change the country setting:

Click "Start" Settings ControlPanel

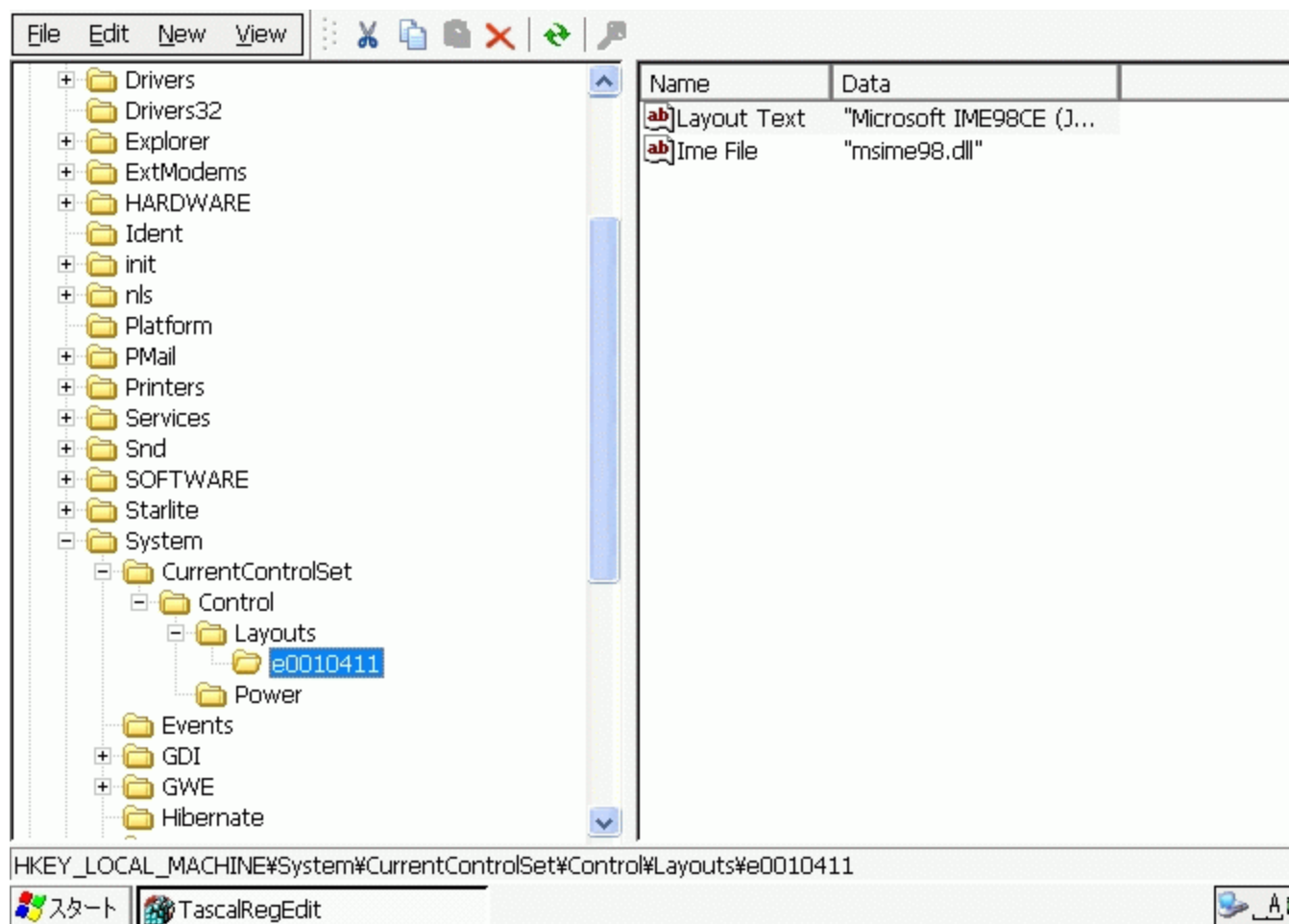
Then double click on the globe icon with the calendar in front of it (inbetween the volume and the users icons)

The first drop down box is the country setting. Scroll all the way down to the bottom. The very bottom is UK english. The second from the bottom is US english. Then do a soft reset.

To disable Japanese input: See msg #576 in handheldpcs@yahoogroups.com

Using a registry editor, (I use Tascal RegEdit, see available software for the Sigmarion, below) remove the following folder

Hkey_Local_machine\system\current control set\control\layouts\e0010411



To install cab files from other platforms ,i.e.HPC2000, on the Sigmarion III: See msg #513 in handheldpcs@yahoo.com

Use a hex editor like Ultraedit to find 11 0A (hex). Replace the first occurrence only of 11 0A with 20 07 (hex). Save the cab file. Copy the cab file to the Sigmarion III and install.

Some programs will work, some won't you'll have to test it. BTW, email me mykes@comcast.net with a list of programs that worked for you, and those that didn't. I'd appreciate it. And I'll put the list up right here. And while you're at it, send the CAB files too. I'll collect them all in one place!

[Tutorial to Modify CAB files](#)

Modified CAB files (11 0A has been changed to 20 07)

Scotty FTP Evaluation Copy [download CAB](#)

Total Commander [download CAB](#)

Cash Organizer from Inesoft works. Here's the modified CAB in a zip file...and it's only 547K [download now](#)

File Edit 1. My Bank Account (USD) Account Planner Project

Transaction Properties Ok X

Mike

Amount **150.00** USD ☐ Deposit ☒ Payment

Transaction Date

Wednesday, 29 Oct 2003

October 2003

S	M	T	W	T	F	S
28	29	30	1	2	3	4
5	6	7	8	9	10	11
12	13	14	15	16	17	18
19	20	21	22	23	24	25
26	27	28	29	30	31	1
2	3	4	5	6	7	8

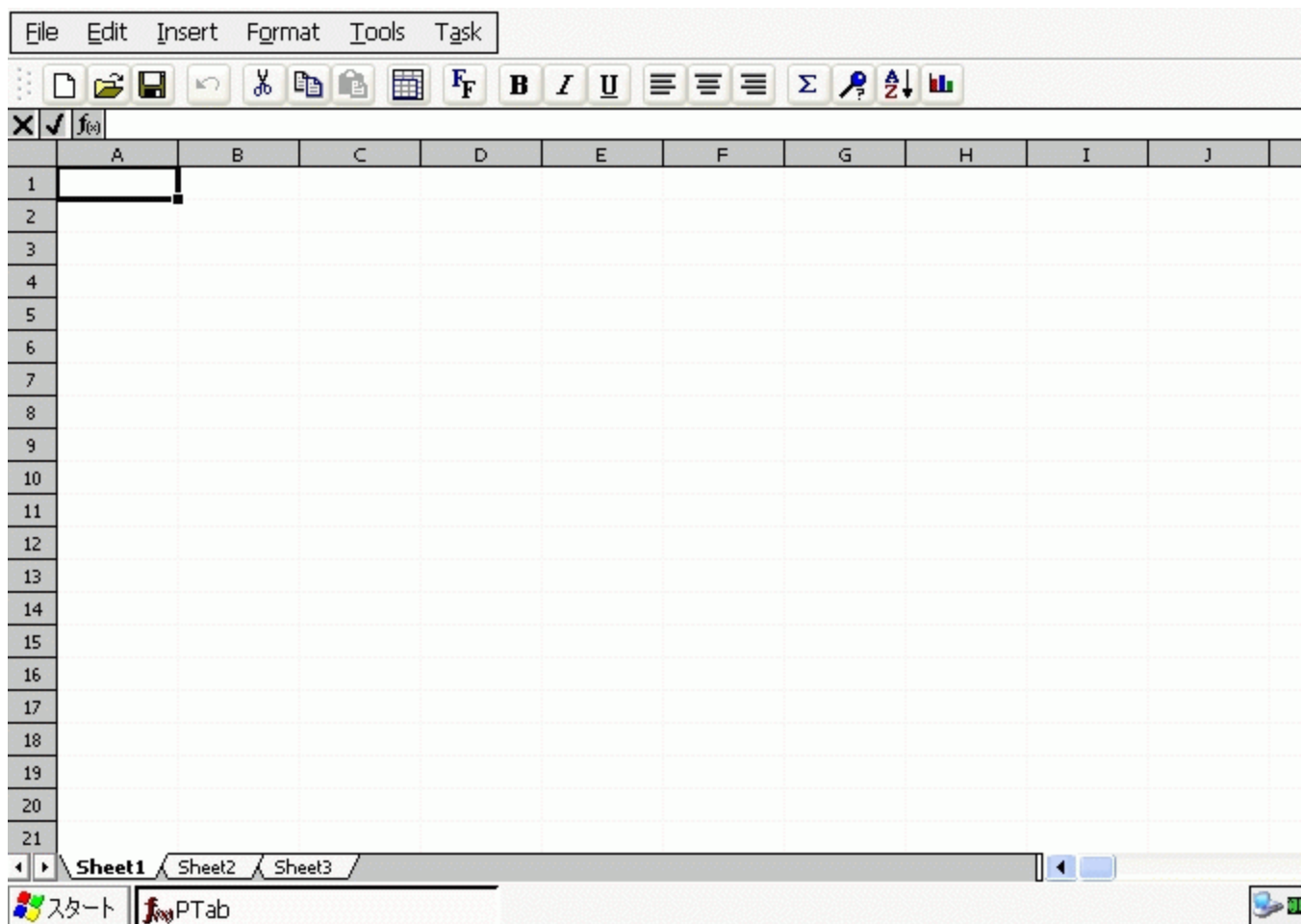
今日 : 10/29/2003

Date	Description	Amount
✓ Wed, 10/...	Opening Balance	1,000.00
Wed, 10/...	<_New_Transaction_>	

Prognosis: \$0.00 ▼ for Wednesday, October 29, 2003 ▼ Balance: \$1,000.00 ▼

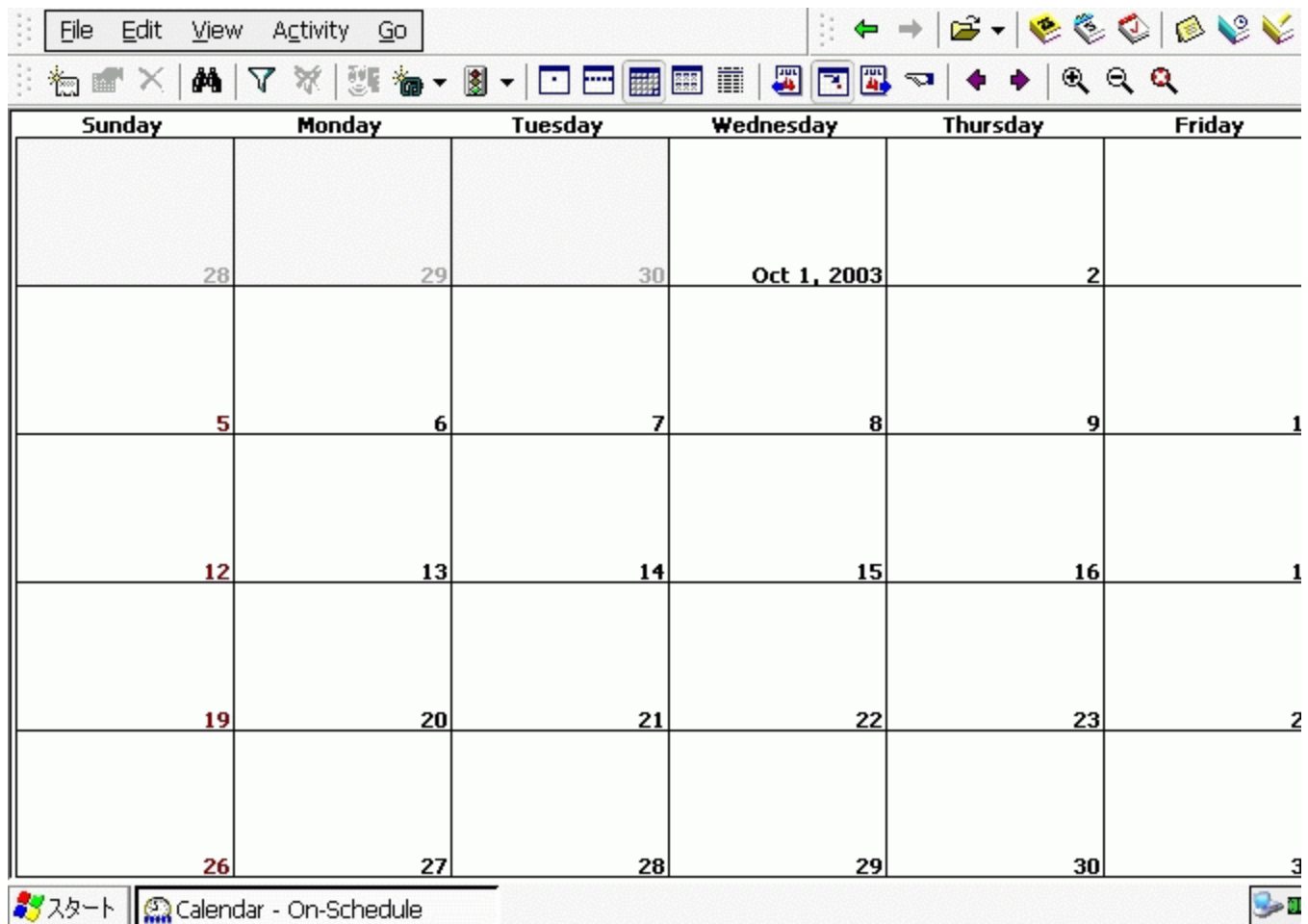
スタート Cash Organizer

PTAB spreadsheet works... I don't have an unregistered cab file to modify yet. <http://www.z4soft.com>
But look at that screen real-estate!

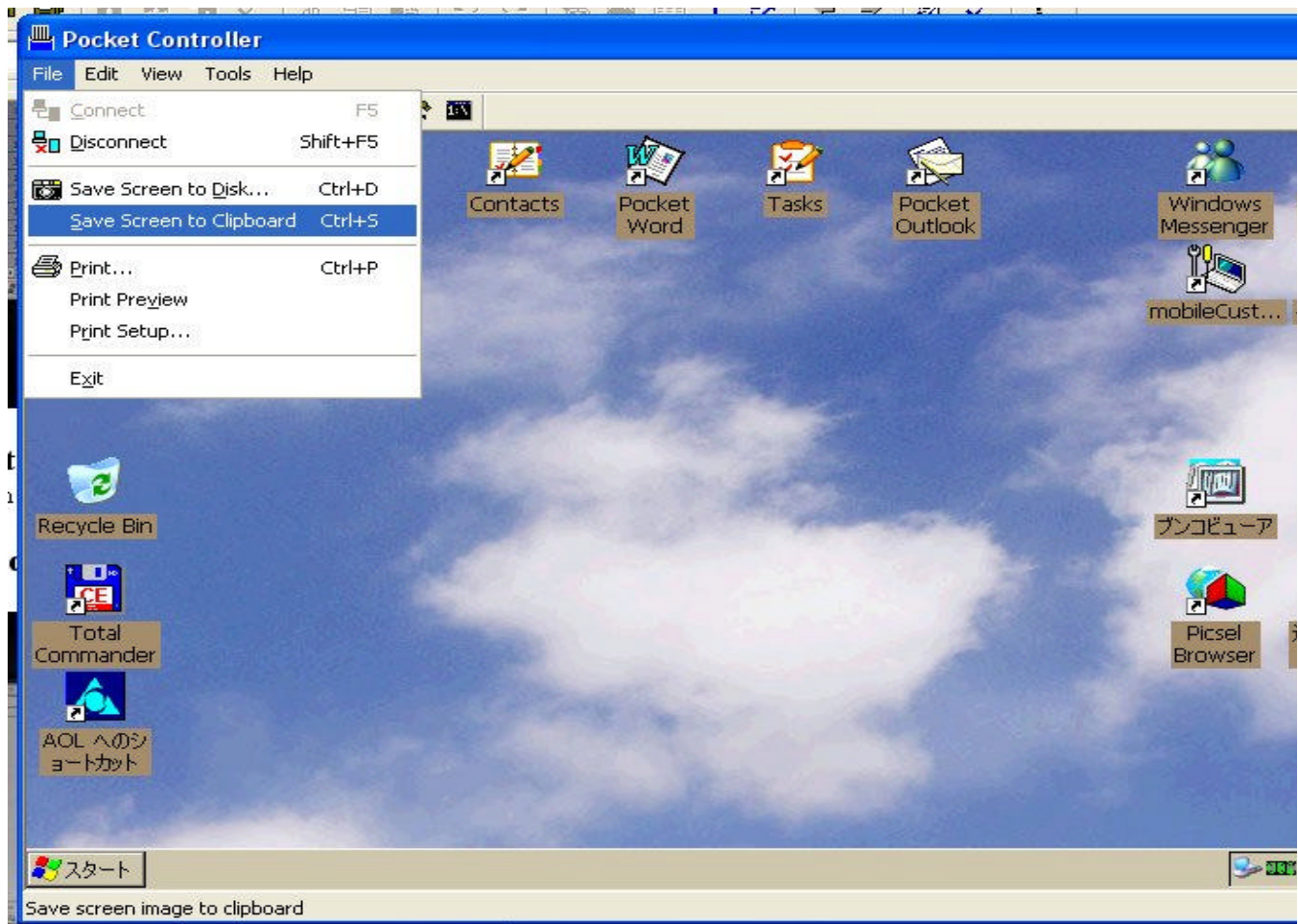


Pocket On-Schedule

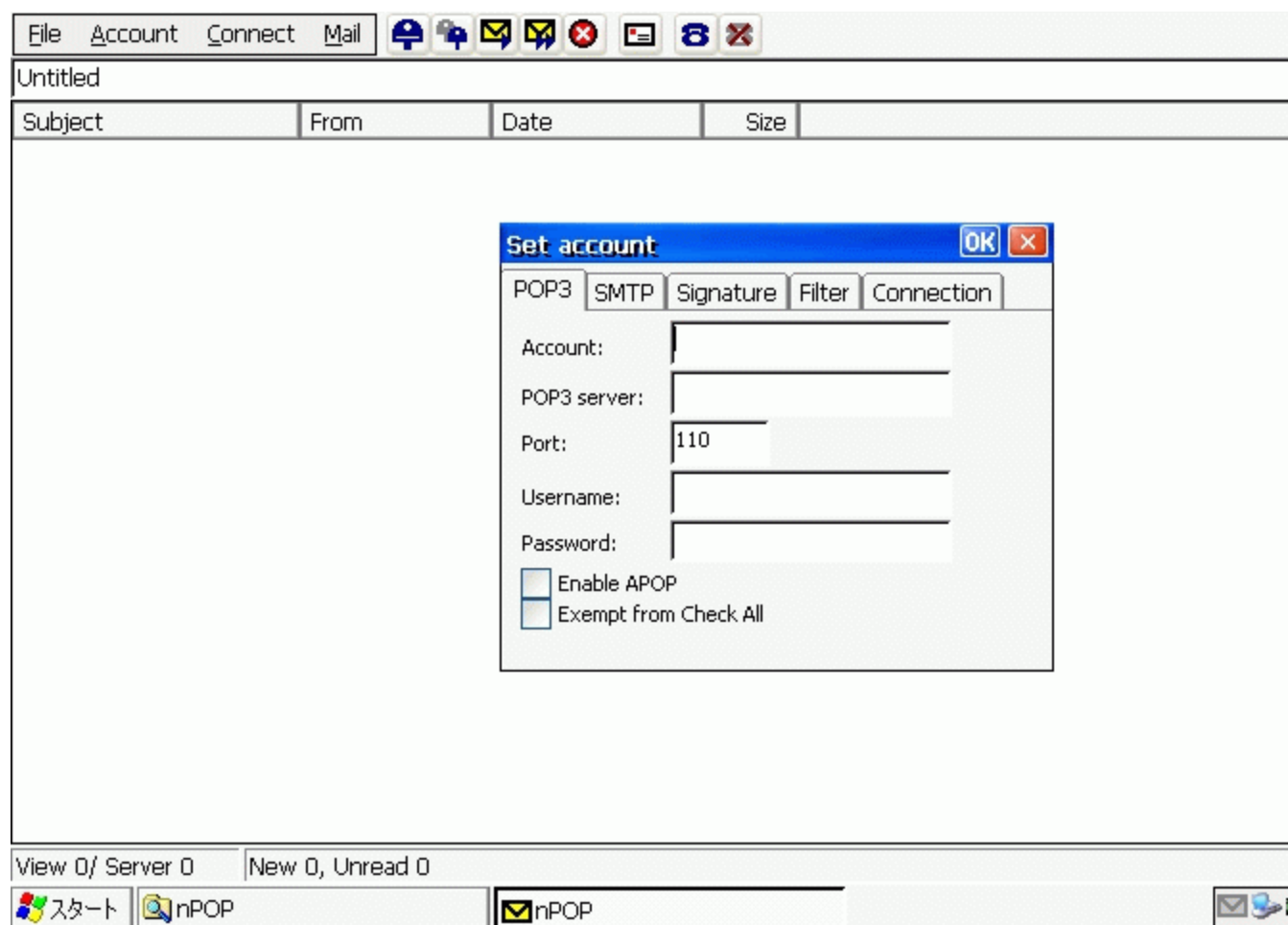
The modified CAB version of HPC Pro ran. Here's the demo, all zipped up with the modified CAB (approx 3.1 megs) Unzip this, copy the folder to your compact flash card and install from the CAB. [download now](#)



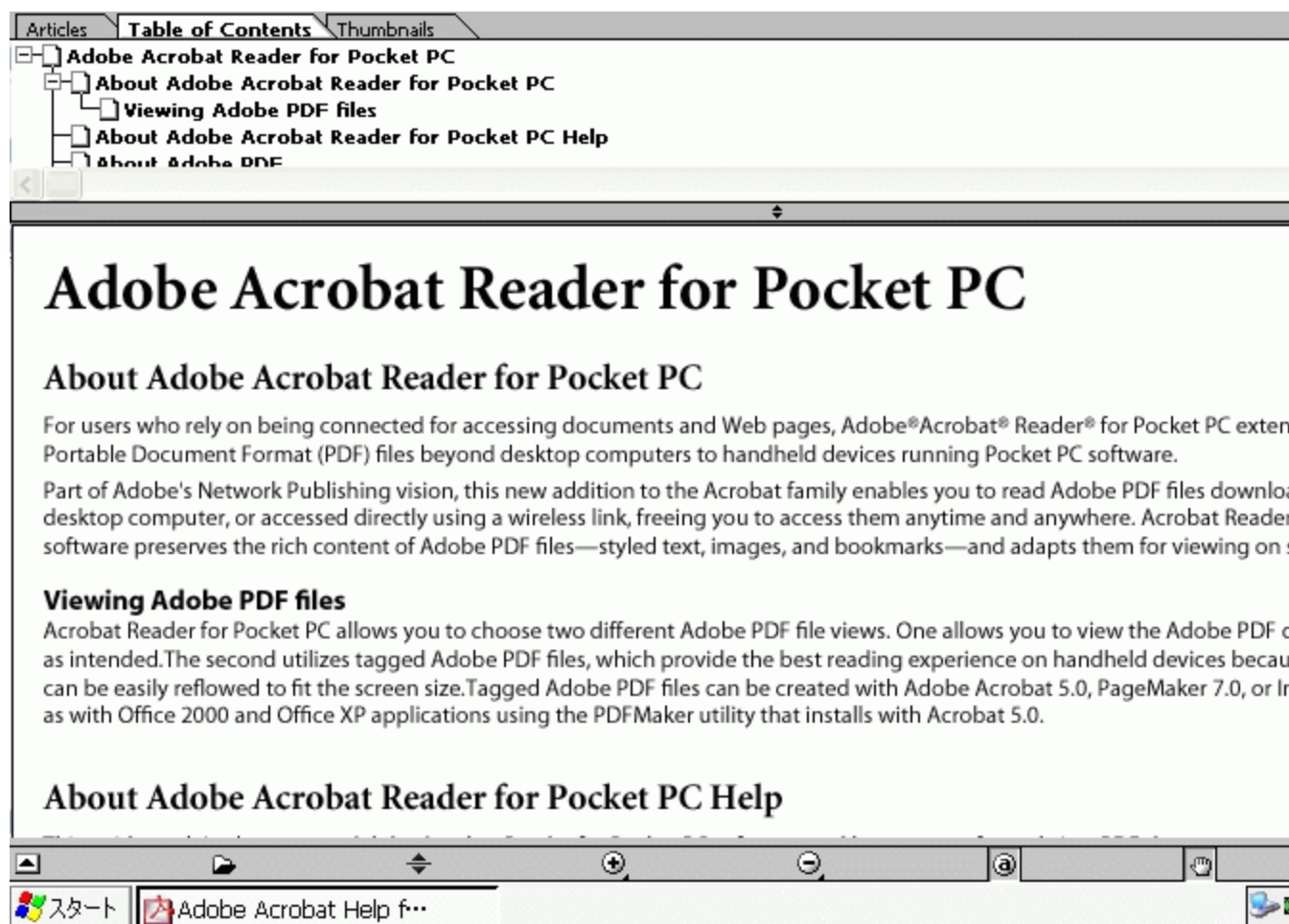
Pocket Controller works. First you must install it on the J72x. Then you have to modify the CAB by changing the 11 0a to 20 07. Then copy the \Program Files\Microsoft Active Sync\Pocket Controller directory over to your Sigmarion. Now install the CAB on the S3, and everything should work!



NPoP does work on S3. Just unzip it on your desktop and copy the [exe file](#) to your S3. No need to do any hex edit...



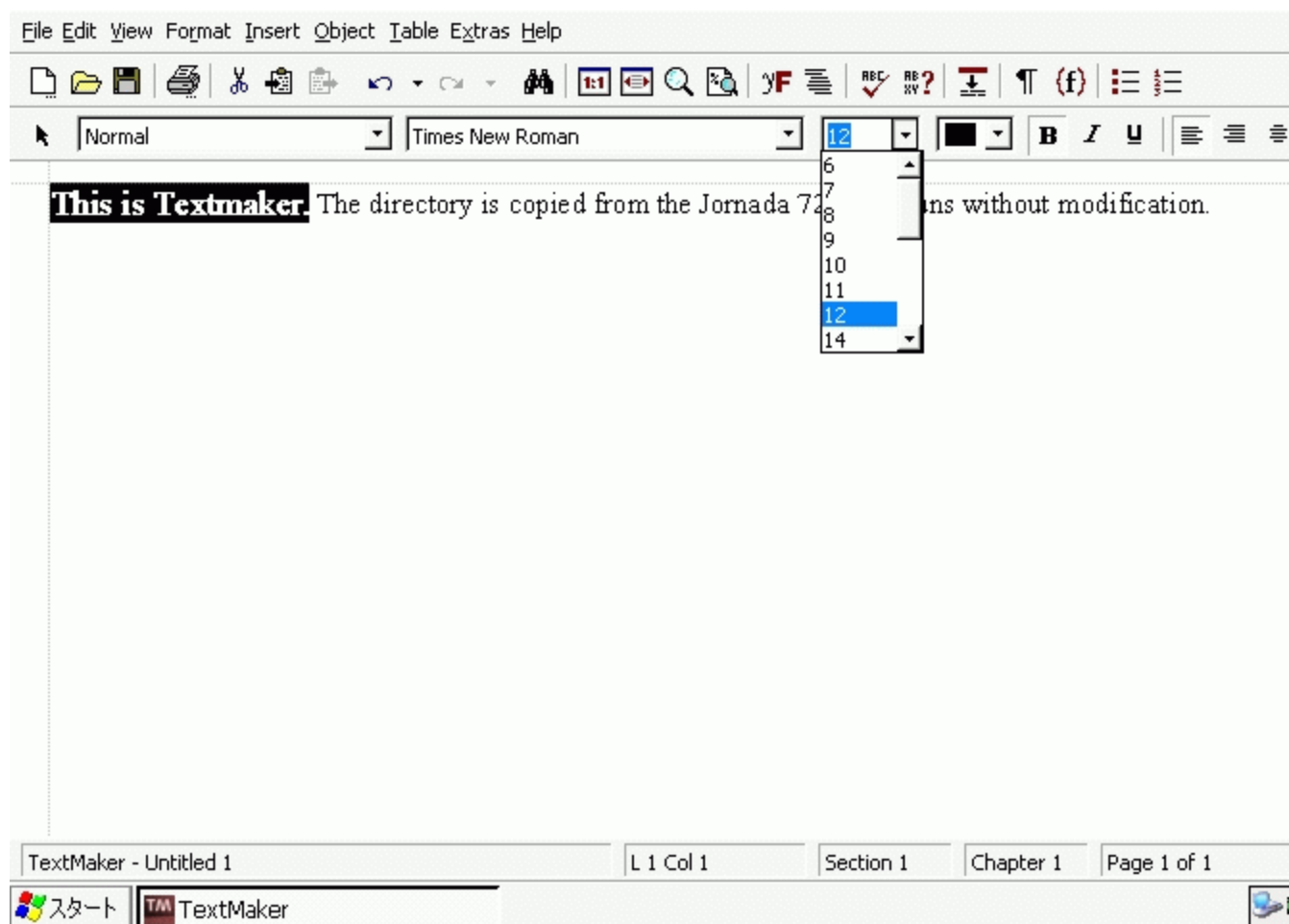
Adobe Reader works too!



Here is the zip file with everything you need, but be warned, it's 3 1/2 megs. [download now](#)
 Run the CAB file to install, and then copy the included AcroRd32.exe and the included .dll files to your
 \Program Files\Adobe\Acrobat 1.0\Reader directory

Concerning Textmaker, Listpro and Access:

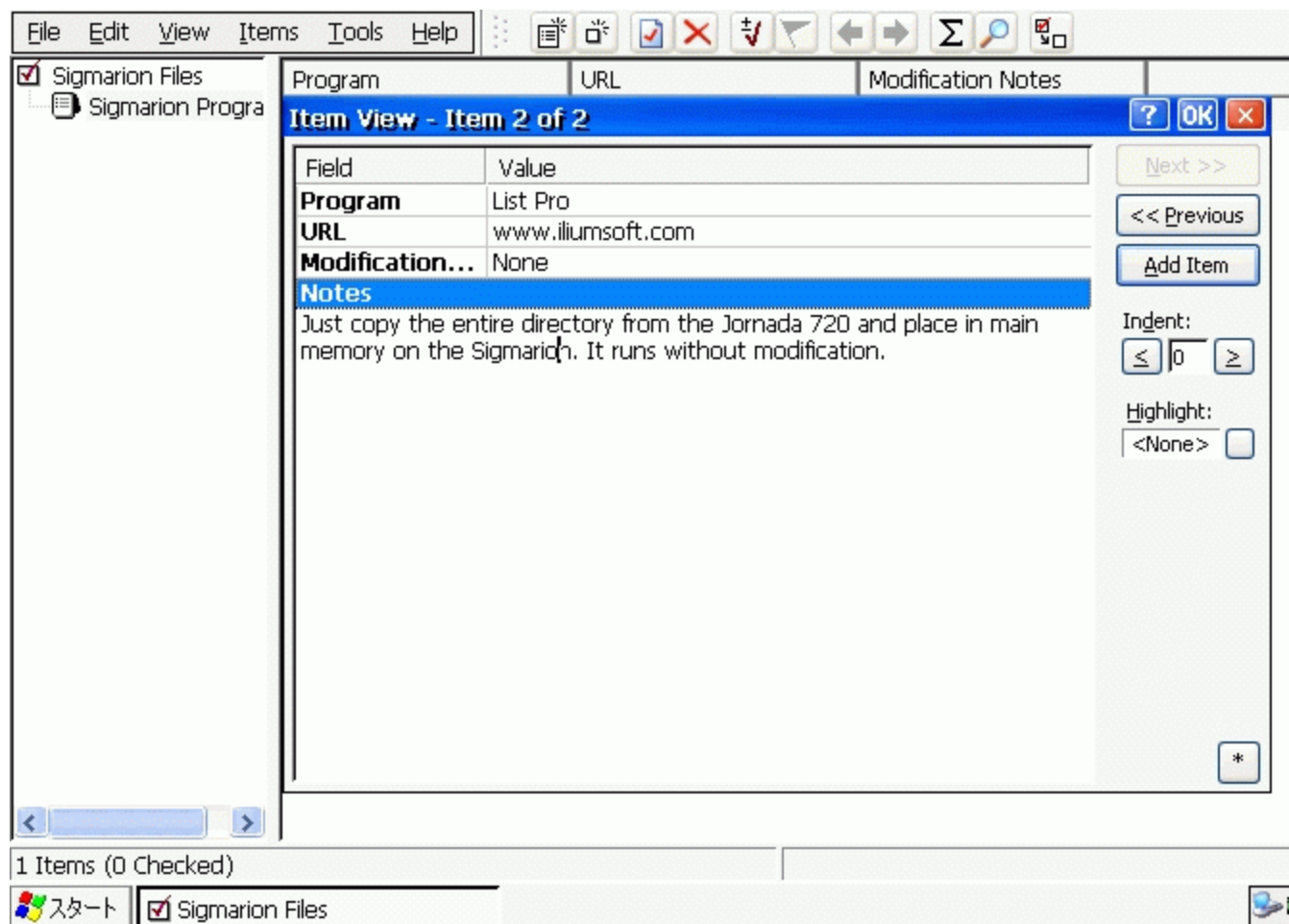
Text Maker works well on Sigmarion III. If you own a J72*, just copy the Soft Maker folder from it to the S3. It did not run from my compact flash card, but it ran fine from the main memory.



Here's another way to install Textmaker... Thanks to Junoclee

I purchased the TextMaker 2002 for HPC from SoftMaker, however, it does not support S3 and I cannot install the program into my S3. Thanks for the support from SoftMaker, I can run TextMaker in my S3 now. Below is the method they told me: 1. Unzip the self extracting zip file. Extract the folders COMMON and the folder of the CPU type (eg. ARM) into the new directory /folder. Dictionary files in SPELL folder called *.hyp (hyphenation), *.dcn (dictionary) and *.thn (thesaurus), placed in the same folder where tmp is located. Note: You do not have to copy all the dictionary files, in my case, I only copy the UK English (ukeng = UK English, using = US English) 2. Put the folder onto the SD card and start the program tmp from the S3. Note: I do not copy any file into main memory. I run it directly from SD card. Error will occur if I use the help function, because the program will look for the help file tmce.htc from \windows\. It is OK for me to save the memory in my S3. 3. Change the GUI language to English by Weiteres>Einstellungen>Aussehen and change the Sprache to whatever you want. After that, the menu should display in English. Also, change Weiteres>Einstellungen>Sprache (After changed the language, this step should be: Extras>Preferences>Language>Default language - in my case English(UK) will be found, because I only have the UK files as mentioned in 1. 4. If you need more fonts provided by TextMaker or download from their web site, copy the font files into the fonts directory of the system (e.g. \windows\fonts) Short review: I have no problem to use TextMaker, just like using MS word. I type this document by TextMaker in my S3, so far so good. Although some problem occurred at the beginning but soon I had fixed it. I also try the spell check, it picks my error:)

Listpro works also. Again, if you own a J72x, just copy the Listpro folder from it to the Sigmarion III. I installed it in main memory and it ran fine.



Concerning Access, I have purchased Access Manager from PocketKai.de. It works fine: you can make query and associate tables even simplest that with Pocket Access. At the moment I'm still trying to synchronize cdb file on s3 with mdb files on the desktop.

To get Acrobat Reader running on the Sigmarion III (thanks Stanley Ip):

Learned this from a Jap S3 forum to share with all new S3 users... I like Acrobat better than the pascal browser because it gives more viewable space on screen and the page forwarding feature on the bottom right hand corner is something PB misses. The page looks beautiful on S3!

- 1) Download "acrobatreader-ppc2002" file from Adobe site and extract. Run it on PC until error message of "Your device not suit for install", press cancel.
- 2) Go to Programs/Activesync/Adobe (in PC) and EDIT the cab file from 110A to 2007 just once (for the first 110A) using any hex editing tool.
- 3) Copy the edited cab file to S3 (CF card or program folder) and extract/install in your S3. 3) Copy the following DLL files to the same folder as your exe file. mfcce300.dll
http://www.aptop.com/html/english/procad_e.htm aygshell.dll doclist.dll
<http://www.geocities.co.jp/SiliconValley-Cupertino/2039/>
- 4) Now copy the AcroRd32.exe file from S3 to PC for editing using the hex edit tool. Edit 94040080 to CD010080. NEED TO EDIT the FIRST TWO 94040080! (i.e. change the first two places of 94040080

to CD010080)

5) Copy the edited AcroRd32.exe file back to S3 same folder.

6) Now reset your S3 and here you go! Acrobat Reader running!

Software tested with the Sigmarion III that works:

Pocket Unzip is an unmodified program that works on the S3, but it's Japanese. You may want to investigate Total Commander for your zipping and unzipping needs. [download now](#)

http://babelfish.altavista.com/babelfish/urltrurl?url=http%3A%2F%2Fbabelfish.altavista.com%2Fbabelfish%2Ftr%3Furl%3Dhttp%253A%252F%252Fitokoichi.lolipop.jp%252Fsigmarion%252Fwiki.cgi%253F%2525A5%2525B7%2525A5%2525B0%2525A5%2525DE%2525A5%2525EA%2525A5%2525AA%2525A5%2525F3%2525A3%2525B3%2525C2%2525D0%2525B1%2525FE%2525A5%2525BD%2525A5%2525D5%2525A5%2525C8%2525B0%2525EC%2525CD%2525F7%26lp%3Djaen%26intl%3D1%26tlb%3D1&lp=ja_en&tt=url

Available software for the Sigmarion (Sigmarion ready without modification):

Tascal Regedit - Registry Editor <http://www2r.biglobe.ne.jp/~tascal/download/sigmarion3/regedit.htm>

SpreadCE - Spreadsheet Program <http://www.byedesign.freemove.co.uk/>

Additional Tascal programs for the Sigmarion

<http://www2r.biglobe.ne.jp/~tascal/download/sigmarion3/index.htm>

Japanese version of Pocket Word, menu commands from Stanley:

On the Jap Word menu, here are some of the common ones that I use. For the rest, I haven't tried. F= main menu Below it, N= new file, O= Open existing file, S= Save, P= print, R=recent files, C=close. E= Edit menu Below it, C=cut, P=paste, F=find O= ?? menu Below it, F=format the selected words and default.

Activesync:

My Sigmarion III shipped with Activesync 3.5. I'm using Activesync 3.7 which was downloaded from the Microsoft site:

<http://www.microsoft.com/windowsmobile/resources/downloads/pocketpc/activesync37.msp>

Accessories for the Sigmarion III (translated via Babelfish)

http://babelfish.altavista.com/babelfish/urltrurl?lp=ja_en&url=http%3A%2F%2Fwww.pdabiz.jp%2Fcatalog%2Fsig3%2Fspec03.html

Camera software for the Sigmarion III

<http://www.wincesoft.de>

VGA card driver

http://www.colorgraphic.net/newsite/downloads/drivers/wince4/ce4_arm.cab

Rainer Keuchel has done a lot of development for Windows CE. He has ported to CE many things that unix programmers use. The celib is needed to run some of them.

<http://www.rainer-keuchel.de>
<http://groups.yahoo.com/group/wince-devel>
<http://www.gnu.org/software/emacs/emacs.html>

Translation sites to help you read those Japanese reviews:

<http://babelfish.altavista.com/babelfish/tr>
<http://worldlingo.com/wl/Translate>

English Java Browser:

<http://www.acces.co.jp/english/products/list.html#nf>

Overclocking

<http://homepage2.nifty.com/qta/swfht/index.htm>
<http://homepage2.nifty.com/qta/cesoft.htm>

The tools in <http://homepage2.nifty.com/qta/cesoft.htm> are

SQ - a launcher
RDial - a dial up tool

GQ - a graphic file viewer

Q.Browser - a browser

NQlock - a clock

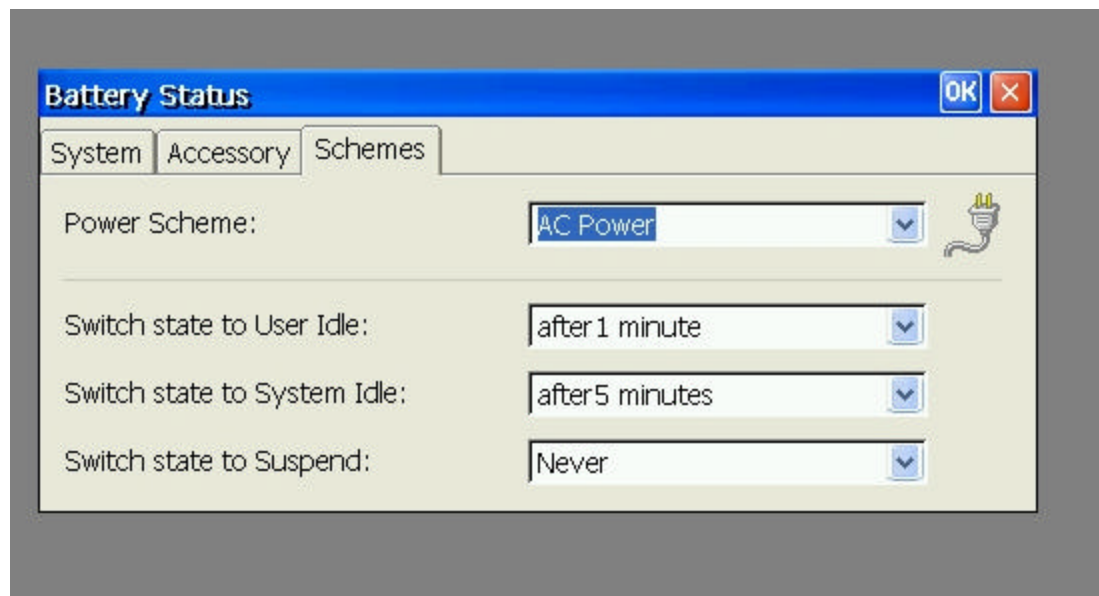
SlashToShift - changes a "/" key to a shift key when you push this key for the long time. (The "/" key works as a "/" key when you push the key for the short time.) This tool's menus are written in English!
Thanks Yoshieh.

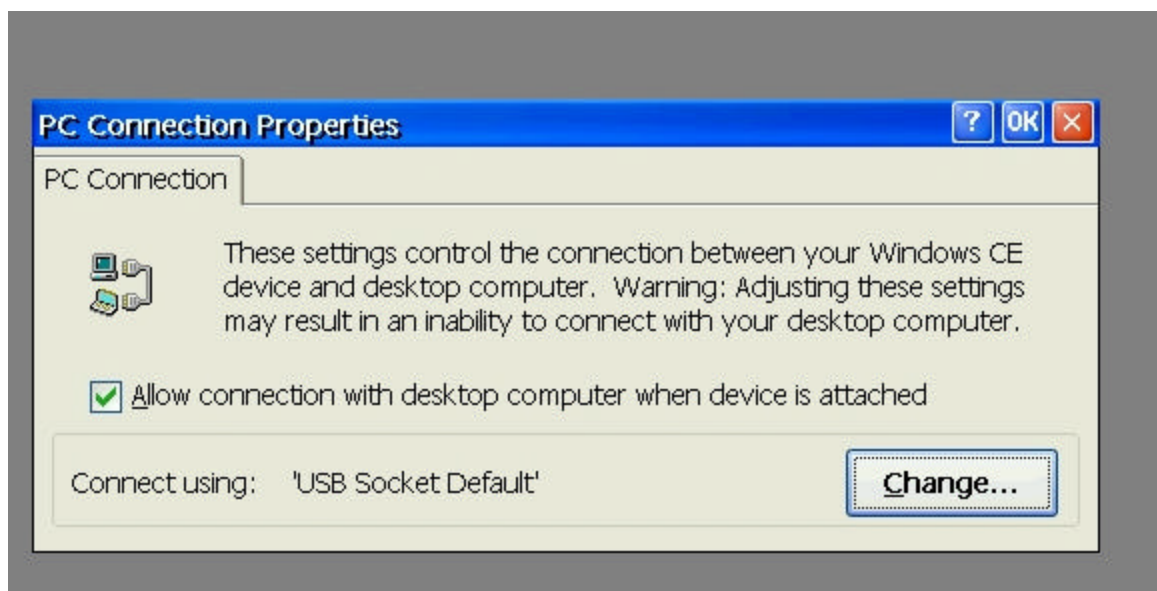
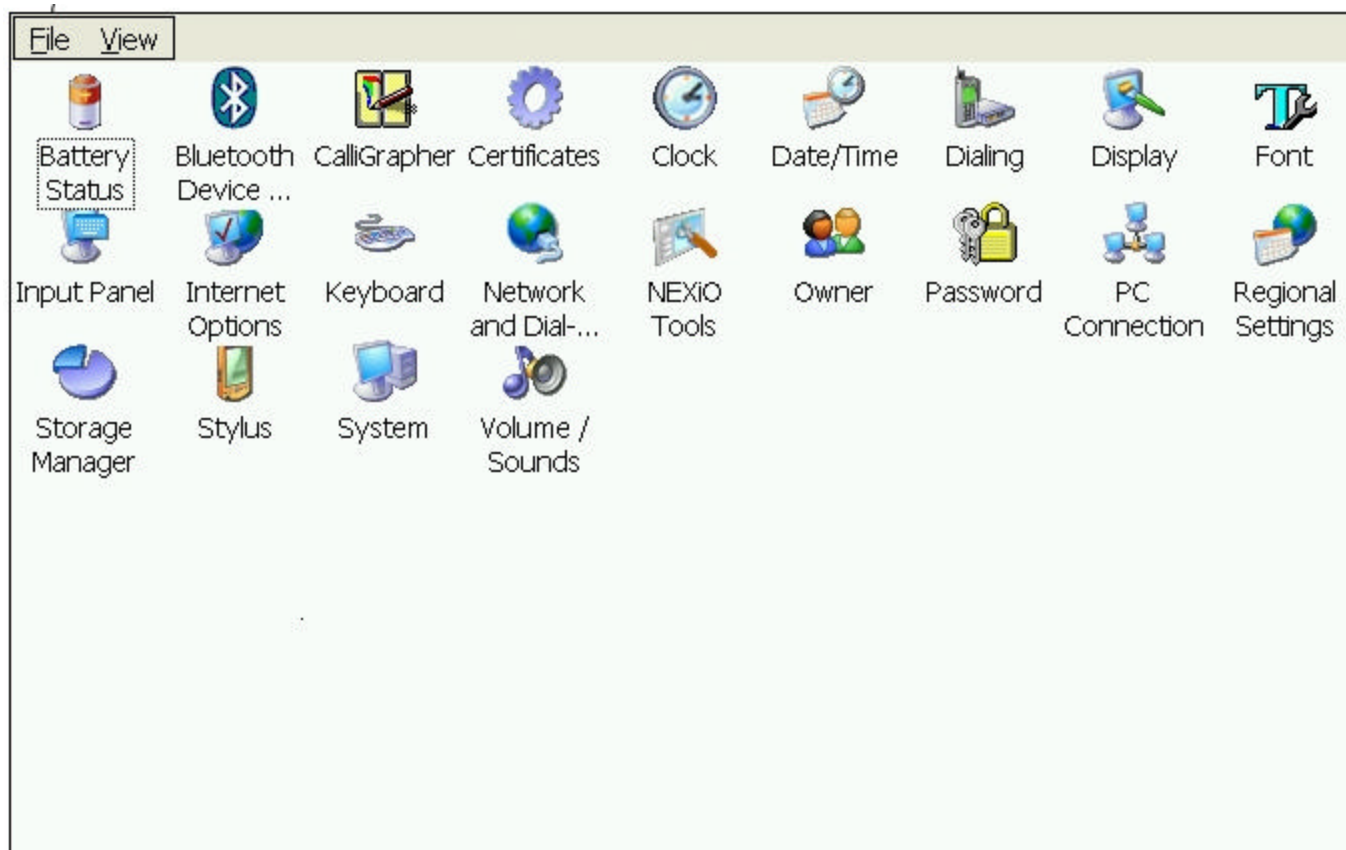
Other good links:

Bo's Nexio page with links to WinCE.net and HPC sites <http://www.bophoto.com/nexio/>

Henri's J72x Page <http://mypage.bluewin.ch/YetAnotherHomePage/j7xx/j7xx.html>

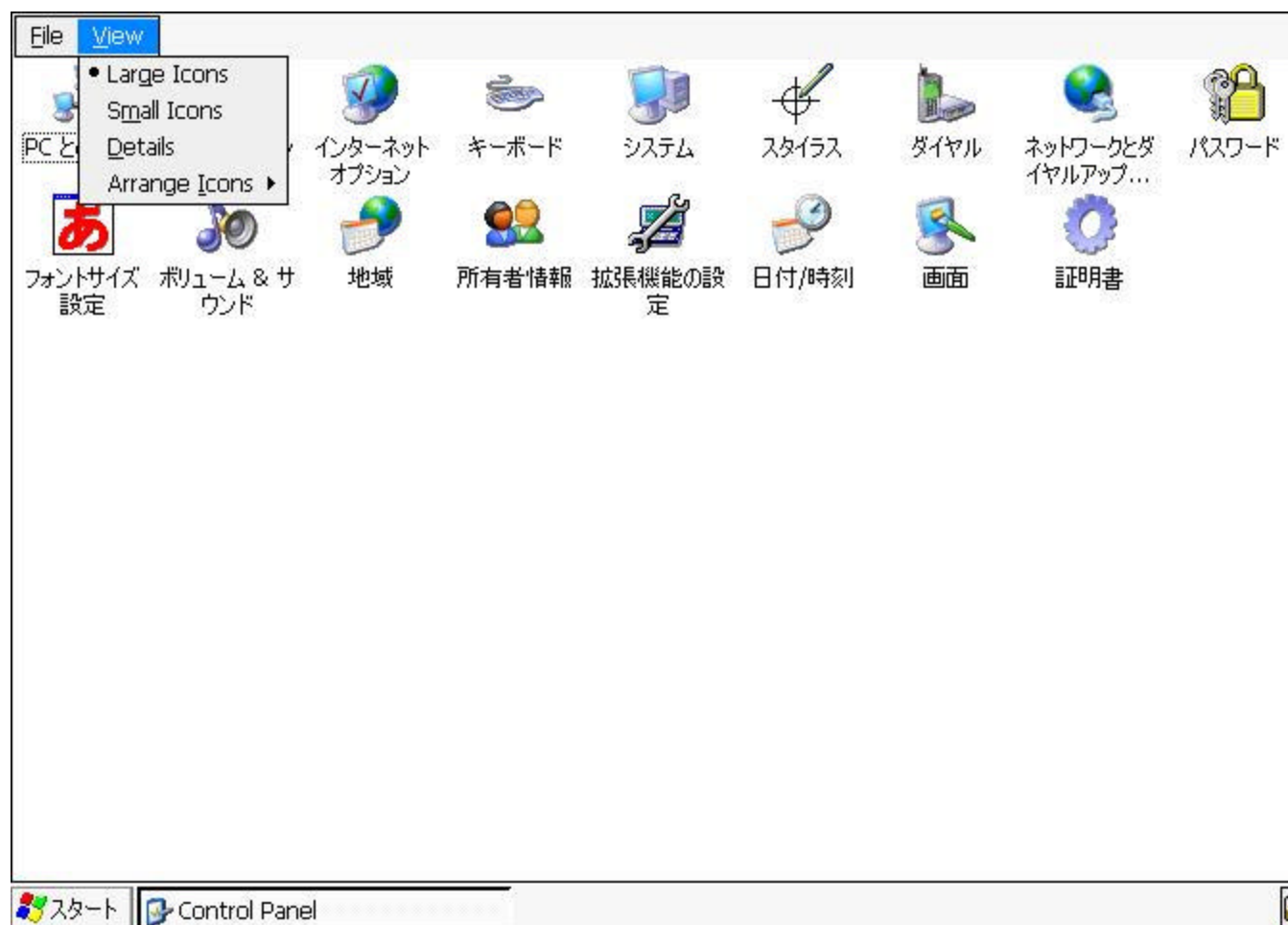
Bo was also nice enough to share these screen shots with us. Hopefully there's more where those came from! :-)

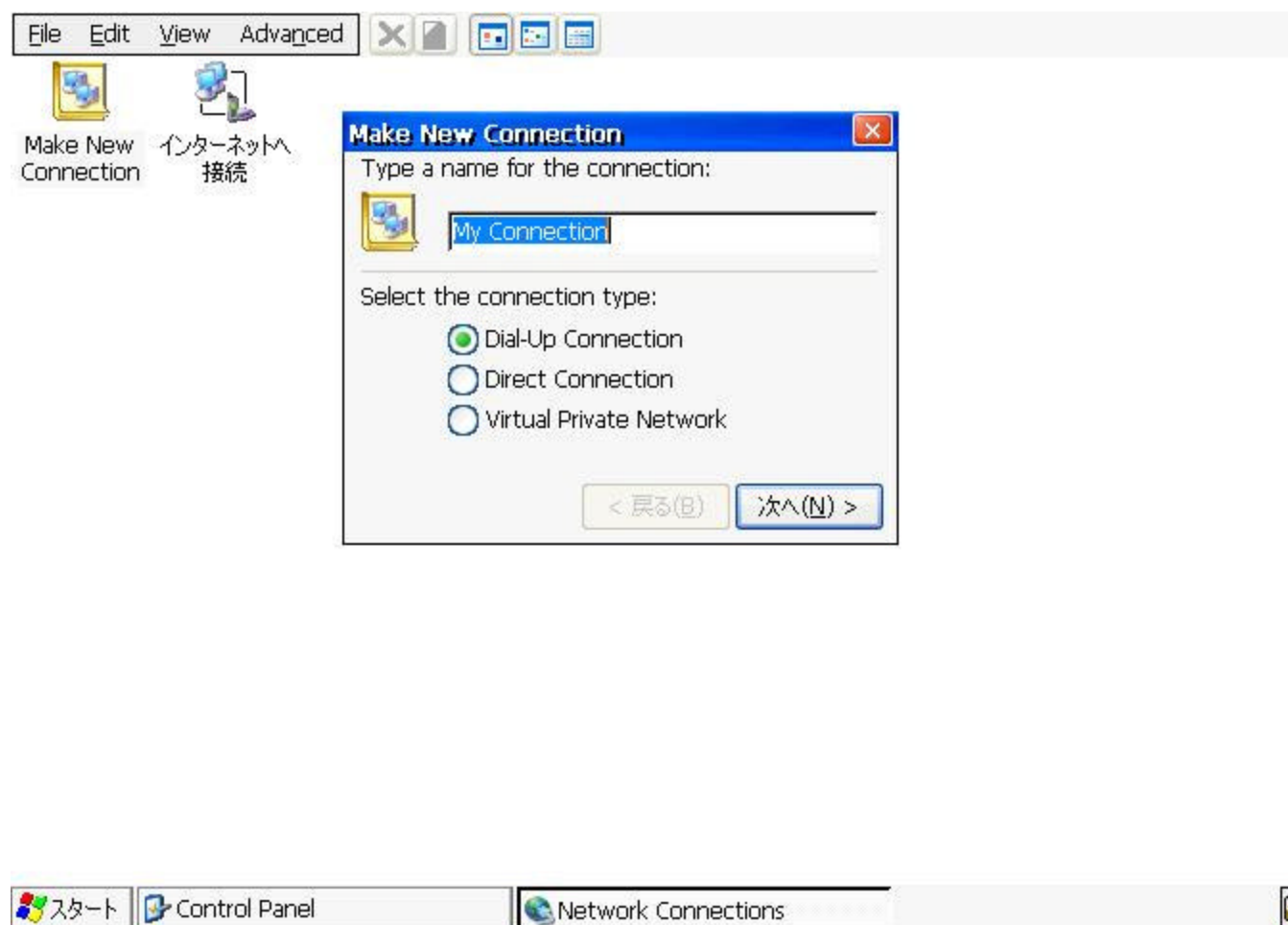


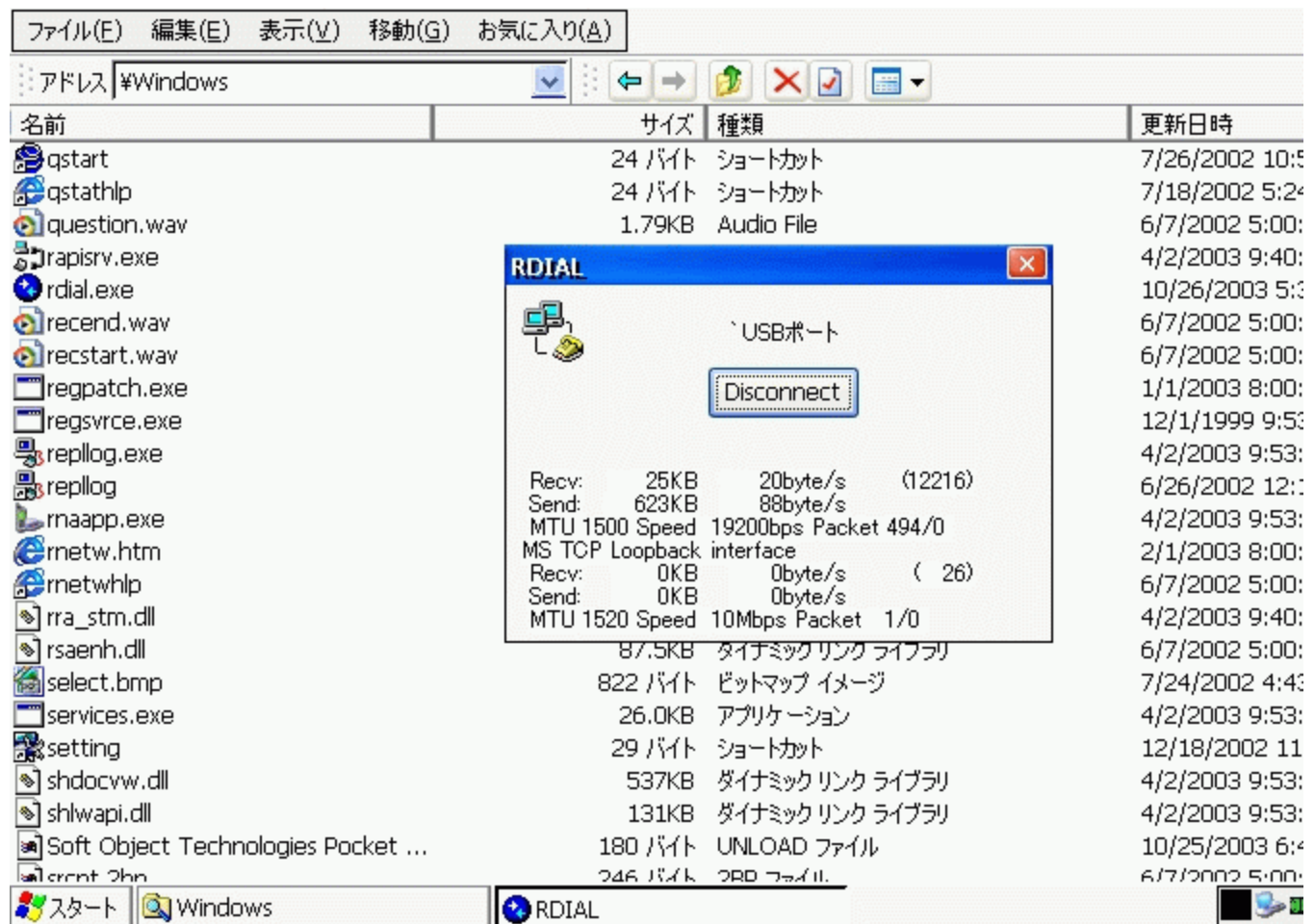




English Files - [control.exe](#) , [connmc.exe](#) and [rdial.exe](#) can be dropped into your windows directory to convert the control panel menus and pc connection panel into english. These files are also available on <http://groups.yahoo.com/group/handheldPCs/> Here are the screenshots:







Note from Stanley IP on applications that work for him. This should save us some testing time...

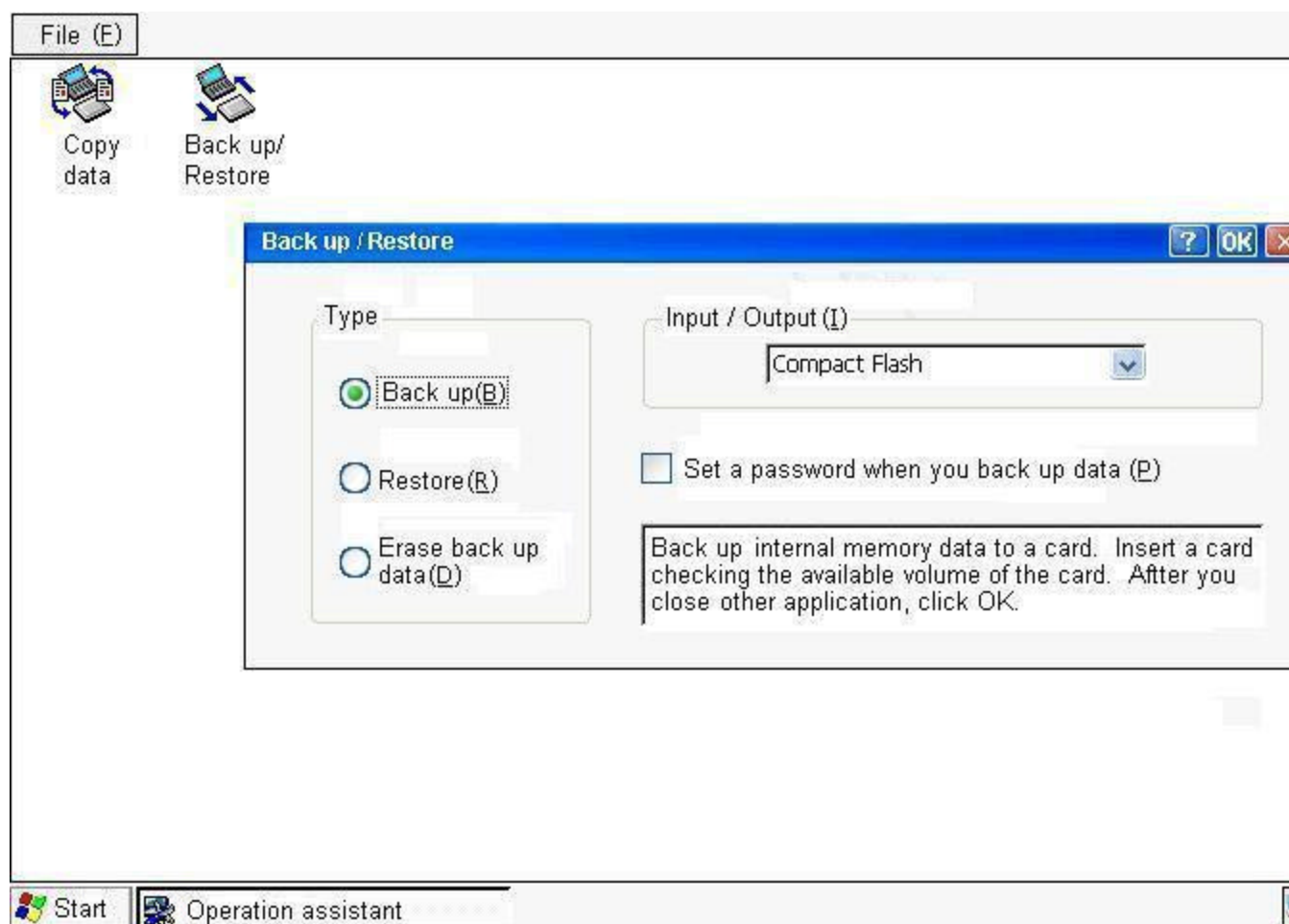
Many of the HPC2000 apps can run on S3's MS .Net 4.1 platform after a simple hex editing. (Please note that this is NOT really a S3 problem as we want old apps to run on a new platform similar to running Win95 apps on WinXP. Some readers might have got the wrong impression that this is related to S3's language issue which is not the case.) Here is a list of English apps that I have tested working on S3. The URL can easily be found in Henry's site at

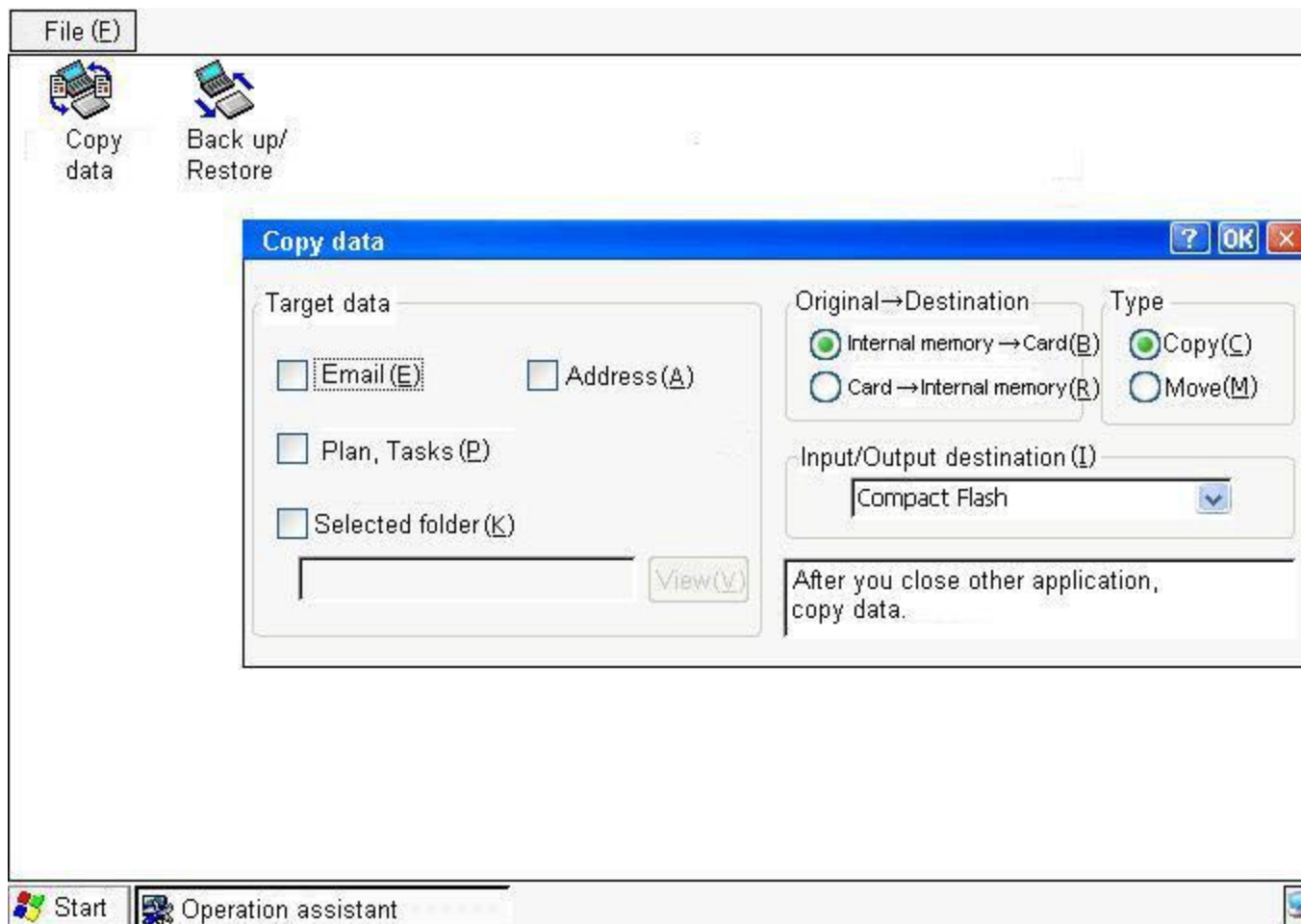
<http://mypage.bluewin.ch/YetAnotherHomePage/j7xx/j7xx.html> Please ensure you pick HPC2000 ARM version to download and refer earlier mails on cab file hex edit. This list is to supplement many other apps that are listed in the Japan software listing site provided in my earlier mail. * PIM: Pocket-on-Schedule (*need to write to Oddyssey to get a .net 4.1 version) * Doc reader: Acrobat reader (see my earlier mail) * Spreadsheet: (a) SpreadCE, (b) PTab. * Utilities: (a) Winclose - can be linked to a keyboard short-cut tool to close the front task. (b) DeSappear - beautify the look of app names on main window. (c) DTStamp - use a keyboard short-cut to enter current date & time into a document. (d) ITaskManager- allow you to close a process and monitor S3 resourcing. (e) Poweroff, (f) SoftReset, (g) Sfinder - show memory usage by app, (h) Total commander - explorer like tool, (i) MyTool - various utilities, (j) Bigclock, (k) HIPkey - hot key, (l) Dockware - screen saver tool. * Calculator: Calc98A (a very nice one that you can modify the look to suit S3. With financial functions) * Email: nPOP (just unzip and copy to S3. No need to edit) * News and distionary: (a) Mobibook , (b) iSilo, (c) Thesaurus * Note taking/hand writing/checklist: (a) dNote, (b) ListPro, (c) Pnotepad. * Project planning: PlanHPC. * IR file transfer: Peacemaker. * Games: Casino, Gamebox, GnuGo. Excellent tools (in Japanese) in the Jap SW listing that I like alot and would highly recommend: 1) Smalltweak - excellent utility to tweak S3. There is an English version for J72x for cross referencing. 2) SQ - battery,memory, sound...etc status

bar. There is an English version for J72x for cross referencing. 3) Cehusen - a post-it type of tool. Very cool. Not difficult to use. 4) xpcep - screen capture tool. 5) Overclocking - smooth the video running further but consume more power. Then there are other PPC apps that could run on S3 with faked DLL files (like Acrobat reader above) but these require a little bit more effort and the display is PPC size. a) Games - Snail, anthelion (starwar game). b) Mindmap - 60% functional. c) NetFront - a fast browser that can run Java sites. However 80% functiona. Hope this list could save our S3 users some time in the app testing process. Enjoy!

Translated screens from Yoshieh Takeo (Thanks Yoshieh!)

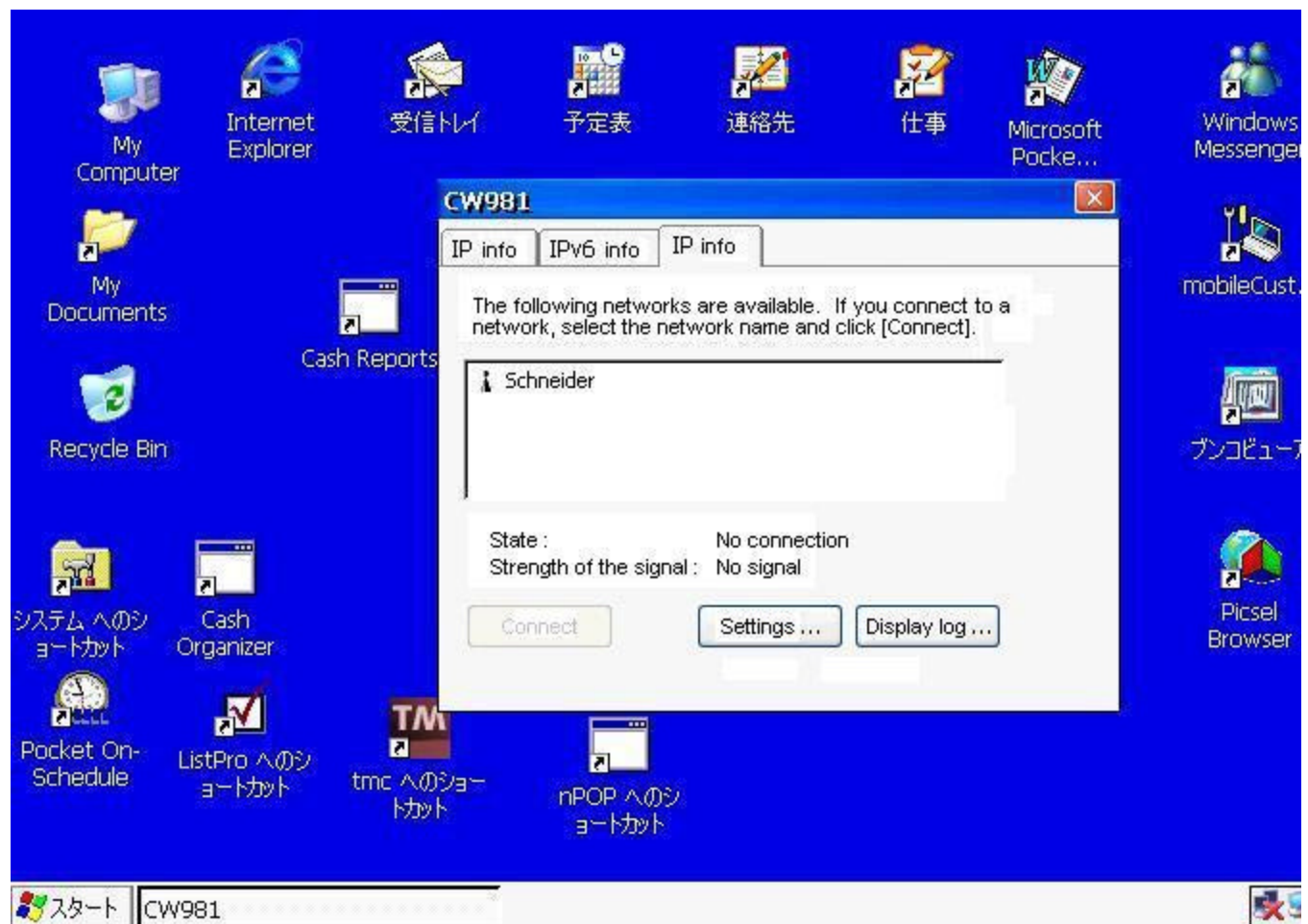
Backup screens



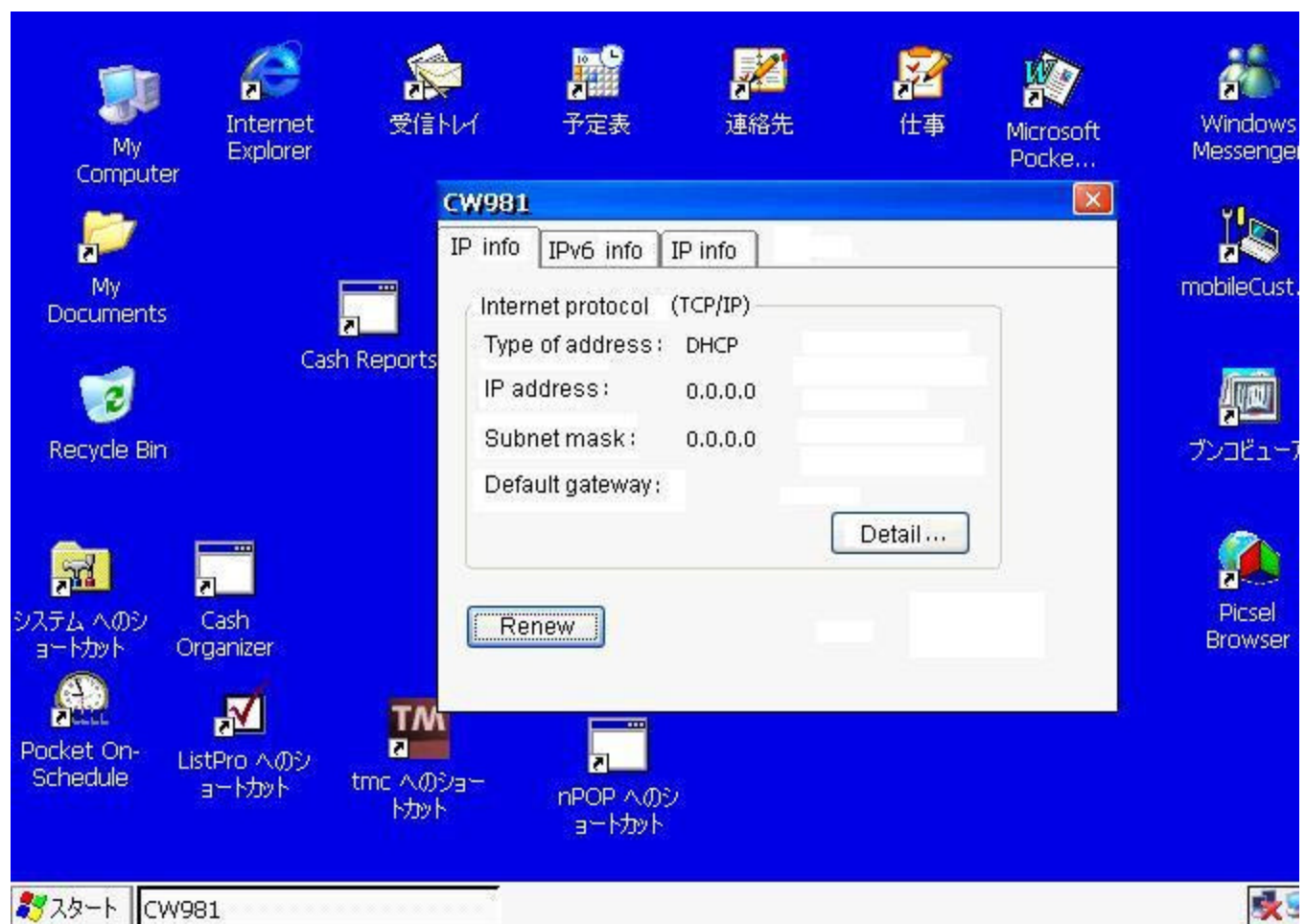


Screenshots to configure a WiFi card

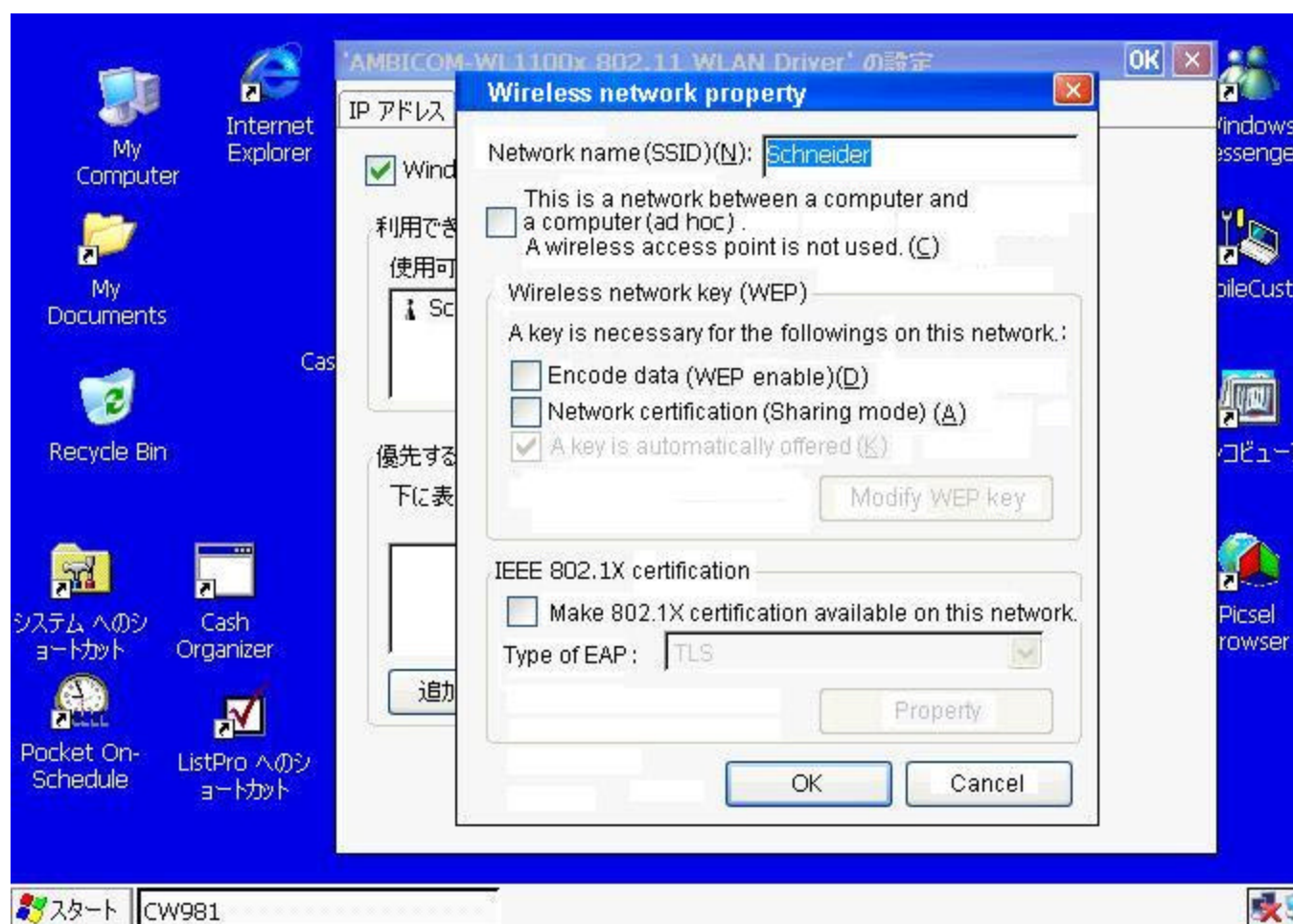






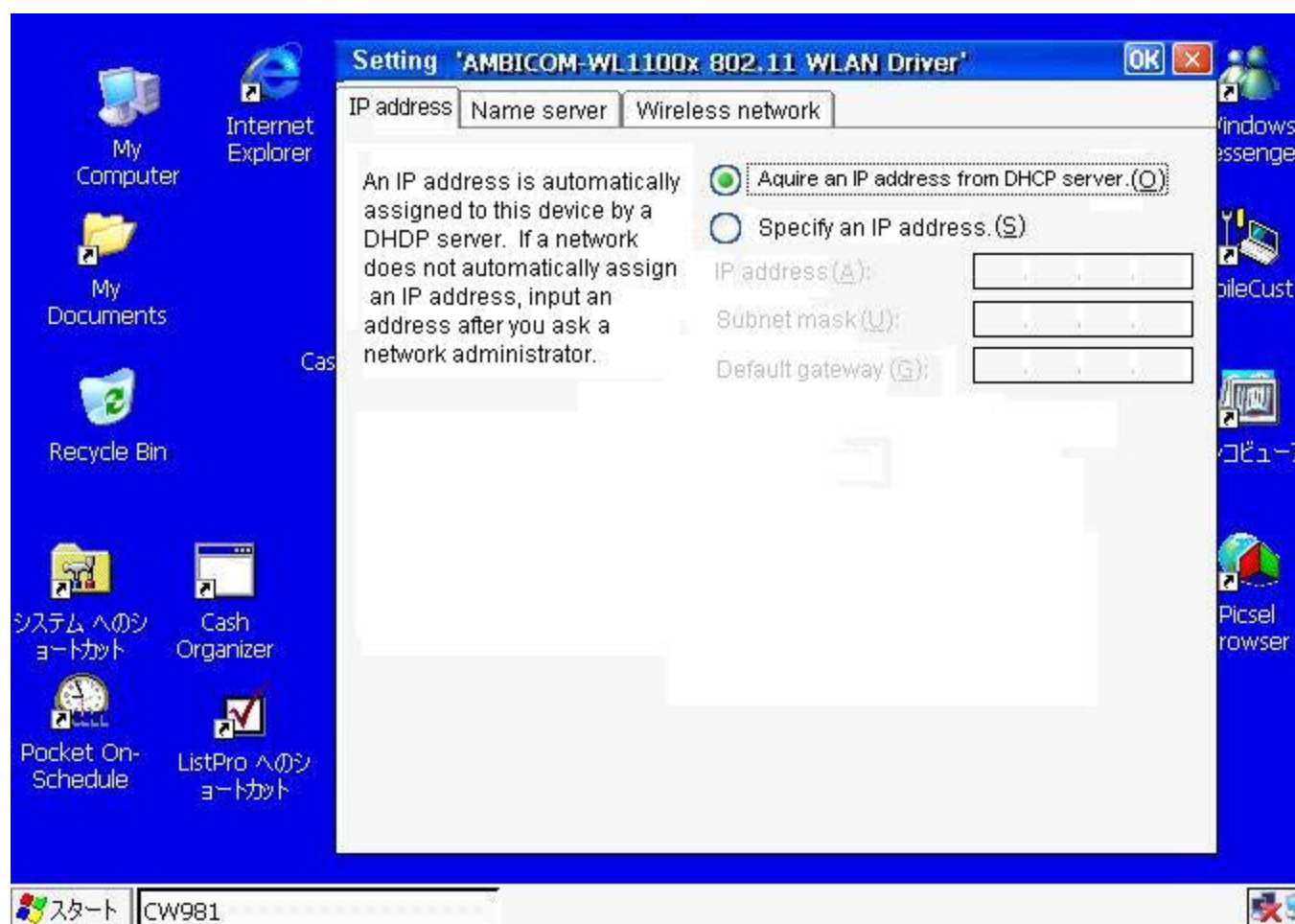




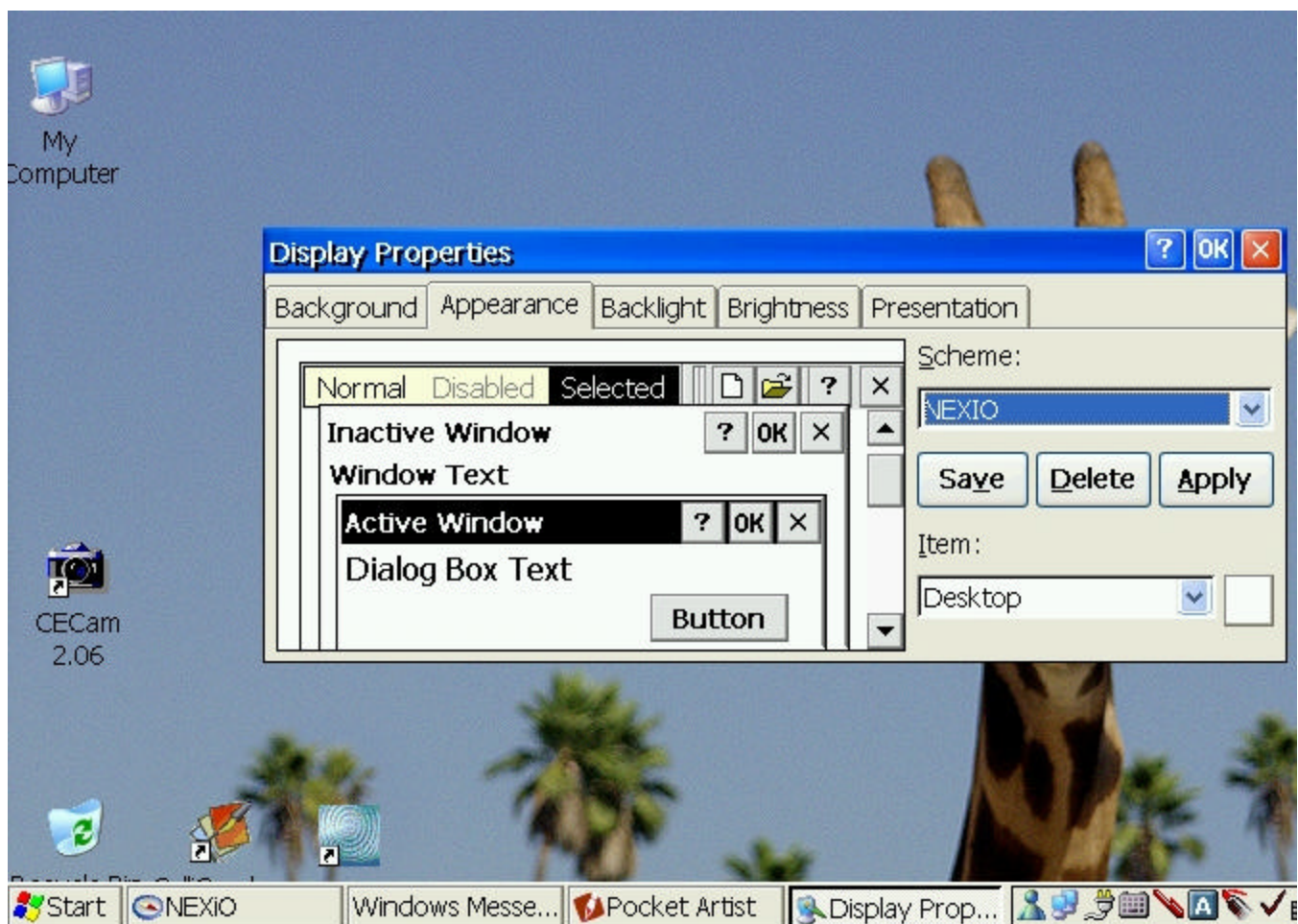
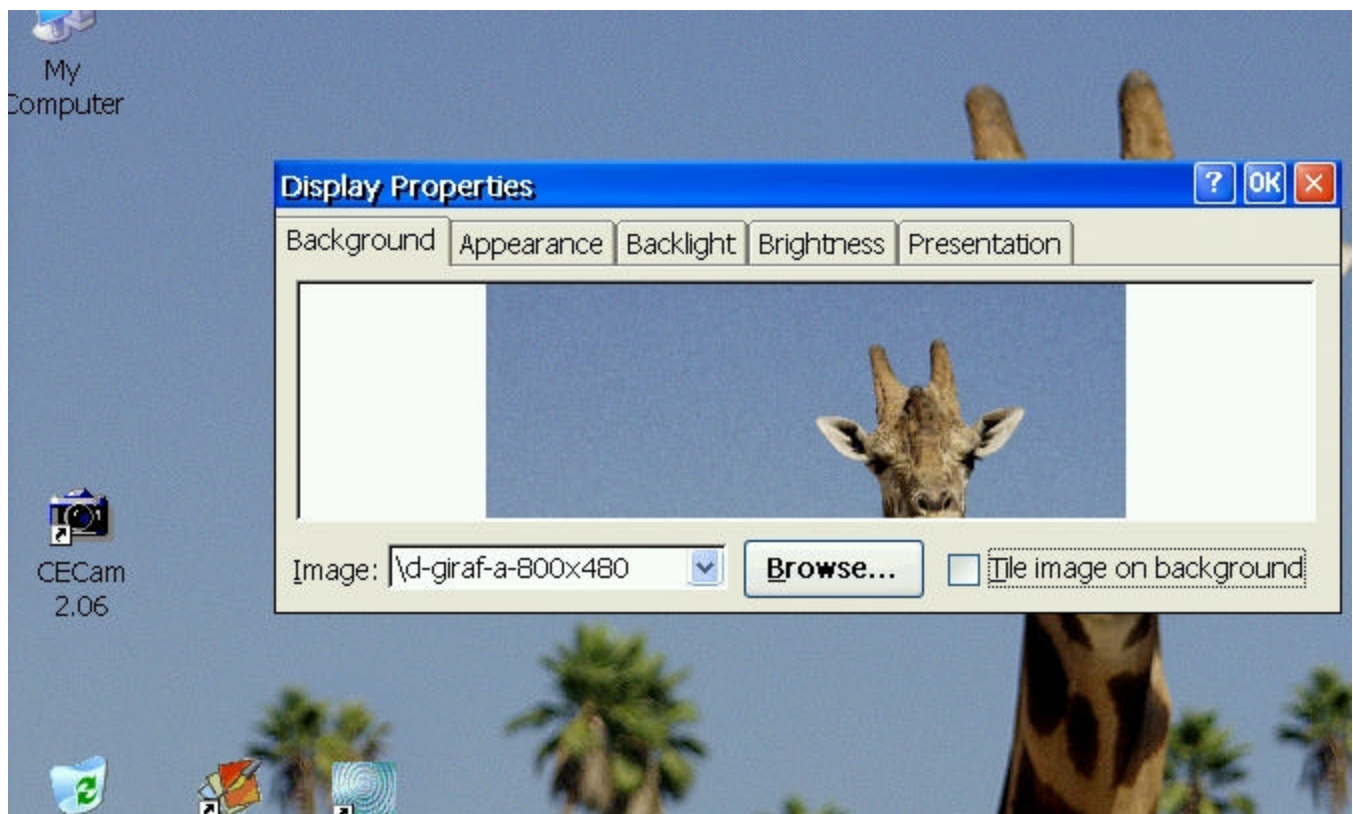


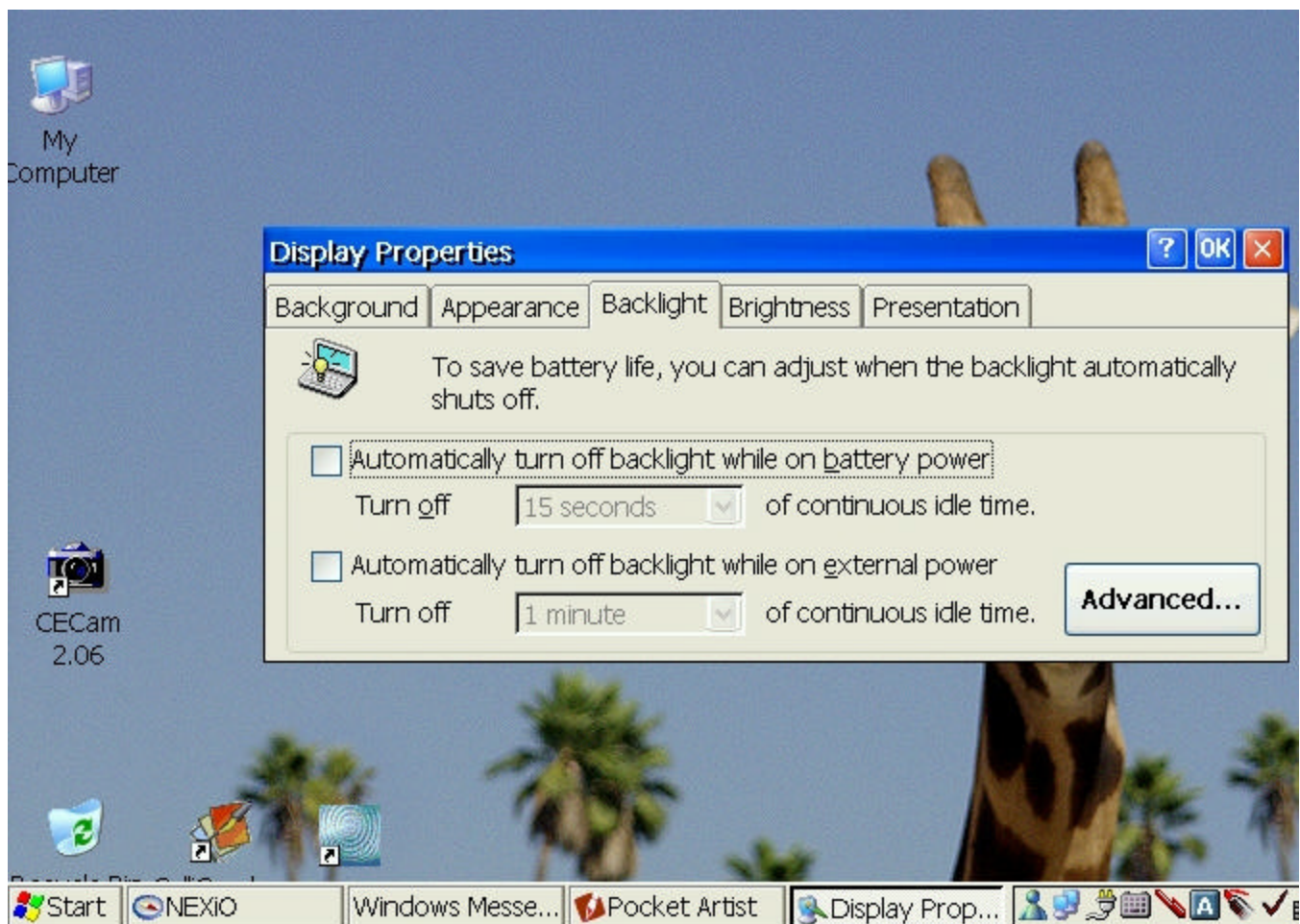


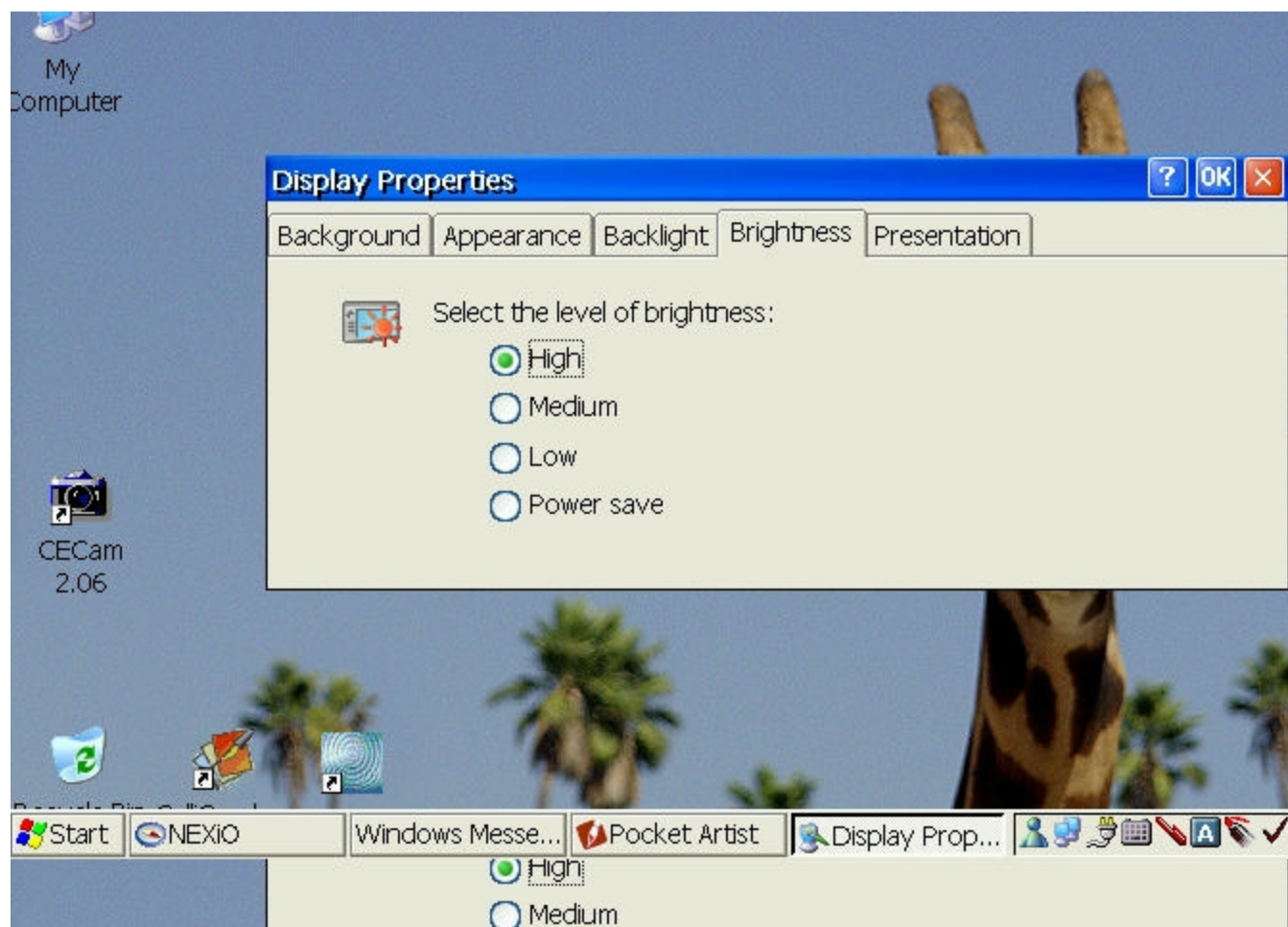


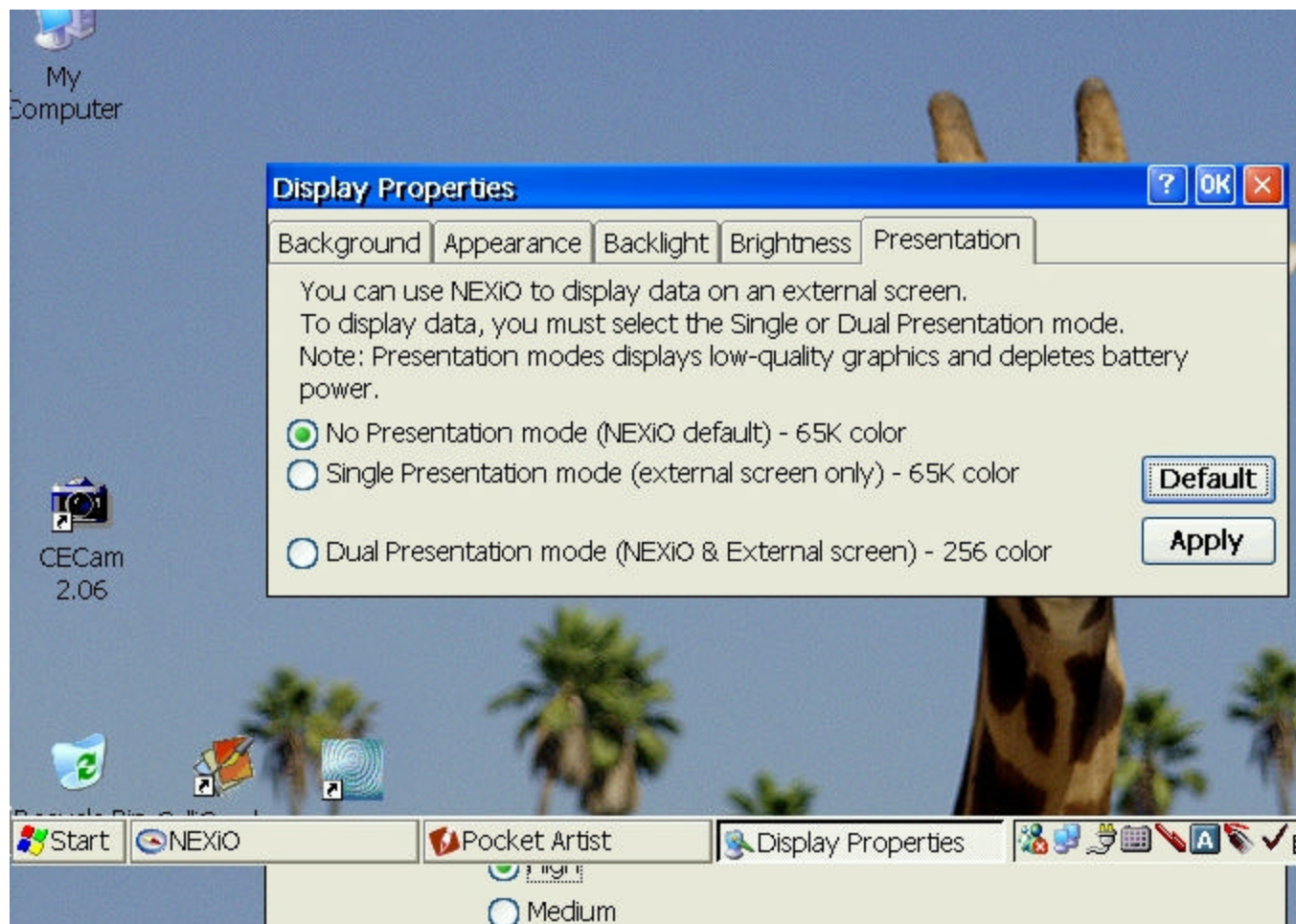


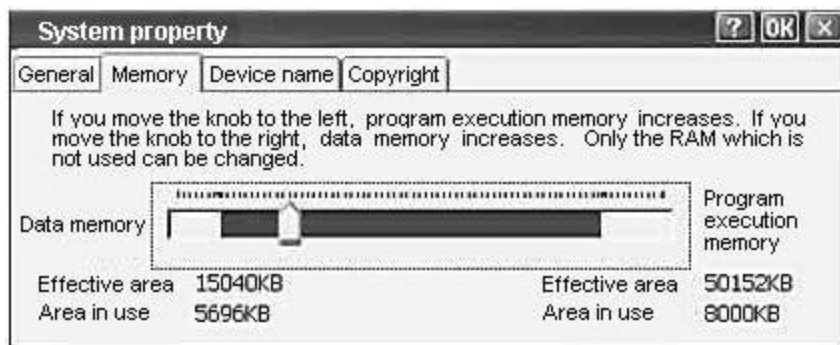
Desktop Property Screenshots from Bo's Nexio!



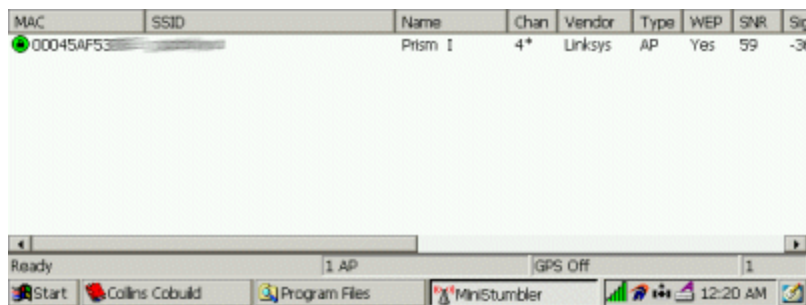








Mini Stumbler or How to use dummy files to get PPC programs to run



[MiniStumbler on HPC] You can safely run any HPC programs on your Pocket PC, but you wouldn't expect the same thing in the opposite direction. Trying to start PocketPC programs on your HPC, you will only get error messages saying "you missed something." What possibly did I miss ?

A popular solution for this unfairness is to make up some a dummy file on your HPC. This file will cheat PPC programs and let them think that they are on the Pocket PC even though they are installed at HPCs.

Dummy File AYGSHHELL.DLL

This DLL handles PocketPC-specific basic functions. While there have been a couple of versions on the net, the most recent one seems to quite stable. Understandably. :O)

Some PPC programs WILL be running on your HPC at this step. However, AYGSHHELL.DLL alone can't liberalize all PPC programs. Even after installing the dummy AYGSHHELL.DLL, you might still suffer new kinds of error messages saying "memory crushed" or something. The basic reason for this error is that PPC program recklessly assumes they can call PPC library files, especially this one.

MFCCE300.DLL This is tricky one. There are officially two form of this kind of files. One is for PPC and the other is for HPC. HPC2000 already employed this DLL of their own version and PPC programs complain about its authenticity. The problem is you cannot load these two set of files with the same name on the same memory. Basically, you need to install the "new PPC" DLL onto HPC anyhow. Currently, the most dependable way of getting away from this situation is to change the name of the newly introduced PPC library file, and also patch PPC programs that would call the files.

- 1) Copy MFCCE300.DLL from PocketPC to your PC.
- 2) Rename it and install it onto \Windows on your HPC.
- 3) Open the PPC Program that is going to be ported with a hex editor, and search the ascii string "MFCCE300.DLL". Try Ultraedit.

4) Patch it! Change that string with the new DLL name and save it.

GX.DLL Maybe some people thought HPC users won't be interested in playing games on their bulky ugly keyboard machines. However some still envy PPC users who can enjoy mahjong in the middle of a boring meeting. GX.DLL is for Game API. If you are trying to port game programs, you might need this one.

FYI, I could succeed installing Cobuild dictionary and Ministumbler and failed with MSN messenger for PocketPC 2002. Somebody even installed Acrobat readers for PPC onto HPC.

Can Dynamism convert our Sigmarion III to English?

I wrote to Mike over at Dynamism and asked him that very question... here is his response...

-----Original Message-----

From: Mike/Dynamism [mailto:mike@dynamism.com]

Sent: Tuesday, October 28, 2003 11:16 AM

To: mykes@comcast.net

Subject: RE: Sigmarion III

It's too soon to tell what options might be available for this type of service. Please check back in 2-3 weeks and we should know more then. Thanks, Mike Dynamism.com - Chicago - Tokyo 207 E. Ohio St. Suite 200 Chicago, IL 60611

Other good links:

Bo's Nexio page with links to WinCE.net and HPC sites <http://www.bophoto.com/nexio/>

Henri's new updated J7xx Page <http://www.yetanotherhomepage.com/j7xx/>

CE Windows Fan Forum, translated from Japanese http://www.excite.co.jp/world/url/body?wb_url=http%3A%2F%2Fwww.wince.ne.jp%2Fbbs%2Fsig3soft.asp&wb_lp=JAEN&wb_dis=2

Contact me:

Is there anything you'd really like to know? Ask me, and I'll see if I can find it? Got any tips? Please send them to me, I'll post them here. I don't read Japanese. Mike mykes@comcast.net

